

### **Instructions for Making the Mini-Book:**

- Print the mini-book **single-sided** on 8.5" x 11" paper.
- Each sheet will have **four mini-pages** printed on it.
- After printing, **cut the page** once vertically and once horizontally to create four smaller pages.
- Stack the mini-pages in number order (Page 1 to Page 8).
- **Staple along the left side** to create a real mini-book.
- Encourage your child to illustrate each page based on the simple sentence.
- Younger children can draw simple pictures; older children might add color, backgrounds, or even extra characters!

We talk about the farm.




1

We walk about the farm.




2

We look about the farm.




3

We play about the farm.



4

We sing about the farm.



5

We work about the farm.



6

We run about the farm.



7

We love the farm!




8

Bring the red ball here.




1

Bring the blue cap here.




2

Bring the big mat here.



3

Bring the cat here.



4

Bring the dog here.




5

Bring the book here.




6

Bring the bug here.




7

Bring it all here!



8

We clean up the mat.



1

We clean up the bed.



2

We clean up the cups.




3

We clean up the toys.



4

We clean up the hats.



5

We clean up the bugs.



6

We clean up fast.



7

We clean up and play!



8

We are done with the game.




1

We are done with the hat.




2

We are done with the mat.



3

We are done with the book.



4



We are done with the cup.



5

We are done with the dog.




6

We are done with the cat.



7

We are done and happy!



8

We find one bug.




1

We find two bugs.




2

We find three bugs.



3

We find four bugs.




4

We find five bugs.




5

We find six bugs.




6

We find eight bugs!




7

We find so many bugs!



8

The cup is full.



1

The cup is empty.




2

The bed is full of toys.



3

The mat is empty.



4

The bag is full.



5

The box is empty.




6

The cat bed is full.




7

The mat is empty again!



8

Hold the ball tight.



1

Hold the cup tight.



2

Hold the book tight.




3

Hold the bug tight.



4

Hold the bag tight.



5

Hold the box tight.



6

Hold the hat tight.




7

Hold it tight and go!



8

We are kind to the cat.




1

We are kind to the dog.



2

We are kind to the bug.



3

We are good to the cat.



4



We are good to the dog.



5

We are good to the bug.




6

We are kind and good.



7

Kind and good every day!



8