

PLAIN
and
not
so
PLAIN
ACADEMY

A simpler approach to
home based schooling

Summer review
of
Second Grade
Basic Skills

Uncopyrighted

As with all of my writings, they are uncopyrighted. I would hope the customers that purchase this would be honest and not copy, distribute, or sell my product for their own gain. I believe in reaping and sowing. I make this product cheaply available for others to be able to allow them to school their children affordably. I would hope no one would take from someone's charity to use for their own gain

This book is for the home educator or anyone looking to improve upon their child's skill sets. It contains multiple lessons and skills that will help reinforce your second graders knowledge before they enter third grade. It reviews math concepts, reading concepts, and various grammar lessons.

How do I recommend you do this book? However you feel is comfortable. Let me share with you how I wrote the book and will intend to use it with my children.

On page 7, there is a suggestion on how to keep track of your child's book reading this summer. I would recommend doing this to encourage more reading.

I would then suggest you do three pages of learning per day beginning on page 9.

Included are enough pages to do 65 days of extra work.

I hope you find this resource helpful in your child's academic growth. My intention is to help simplify learning to create a more peaceful, organized, and happy home.

Be blessed,

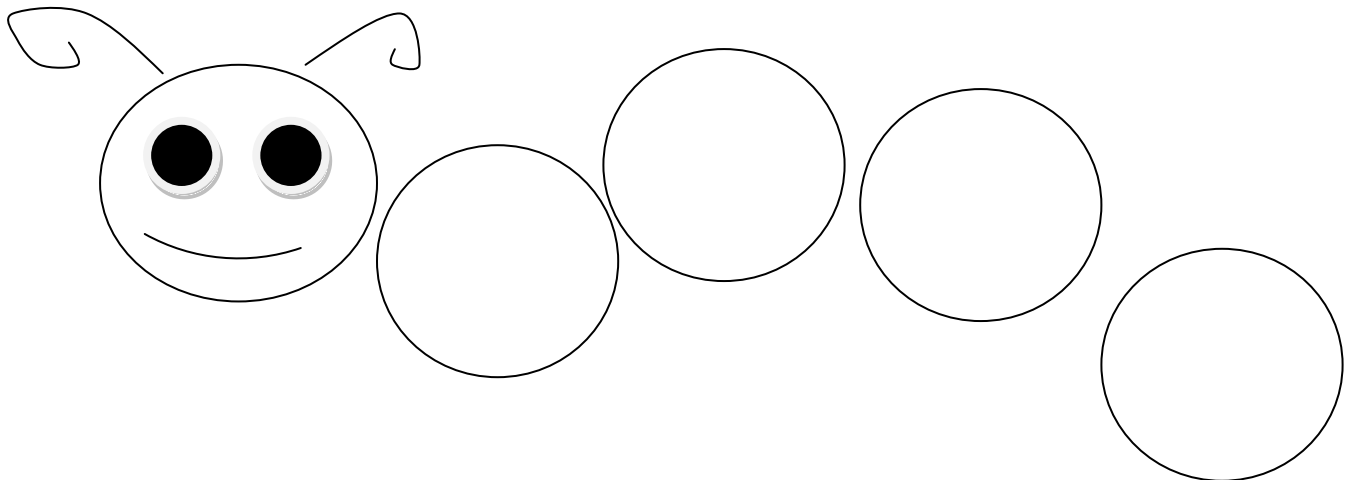
Amy Maryon

founder and owner of www.plainandnotsoplain.com a simpler lifestyle in our complex world

Motivate your student to read this summer by creating a caterpillar.

To create this display, cut a supply of large construction paper circles. Add pom-pom eyes, a yarn mouth, and pipe cleaner antennae to one circle to resemble a caterpillar's head. Attach the caterpillar's head on the wall. Tell your student that for every book they read, a segment will be added to the caterpillar. The student must write their name (if you have multiple readers), the book title, and the author's name on a construction paper circle.

Your student will be amazed at how long their caterpillar grows by the end of summer time.



ANSWERS

Write the missing numbers. Counting to 50

1	2	3	4	5	6	7	8	9	10
---	---	---	---	---	---	---	---	---	----

11	12	13	14	15	16	17	18	19	20
----	----	----	----	----	----	----	----	----	----

21	22	23	24	25	26	27	28	29	30
----	----	----	----	----	----	----	----	----	----

31	32	33	34	35	36	37	38	39	40
----	----	----	----	----	----	----	----	----	----

41	42	43	44	45	46	47	48	49	50
----	----	----	----	----	----	----	----	----	----

A noun is a word that names a person, place, or thing. The words a, an, and the are clues that show a noun is near.

Examples: a man, an elephant, the tree

Find the nouns, or naming words, below. Write the nouns on the lines.

apple	car	eat	hear	rug	bird	chair
girl	hot	tree	boy	desk	gone	over
truck	came	dirty	grass	pen	up	tiny

_____	_____	_____
_____	_____	_____
_____	_____	_____

Circle the two nouns in each sentence.

The girl eats an apple.

A bird flies to the tree.

A chair is by the desk.

The girl plays with a truck.

A sentence tells a complete thought.

It begins with a capital letter.

It ends with a punctuation mark. (? ! .)

Circle the group of words that is a complete sentence.

The balloon goes up.

man in it

a robot and a dog

The robot walks a dog.

a messy room

The room is a mess!

The girl eats pizza.

A slice of pizza

It's a windy fall day.

an open store

a good lunch

The girls are ready to eat.

Write your own complete sentence about what you eat for breakfast.

Write the missing numbers.

1	2	3	4	5	6	7	8	9	10
11	12	13	14	15	16	17	18	19	20
21	22	23	24	25	26	27	28	29	30
31	32	33	34	35	36	37	38	39	40
41	42	43	44	45	46	47	48	49	50
51	52	53	54	55	56	57	58	59	60
61	62	63	64	65	66	67	68	69	70
71	72	73	74	75	76	77	78	79	80
81	82	83	84	85	86	87	88	89	90
91	92	93	94	95	96	97	98	99	100

Circle the nouns in each sentence. Remember a word that names a person or an animal is a noun.

My sister plays in the park.

She rides in a car with our mother.

Sometimes our dog goes too.

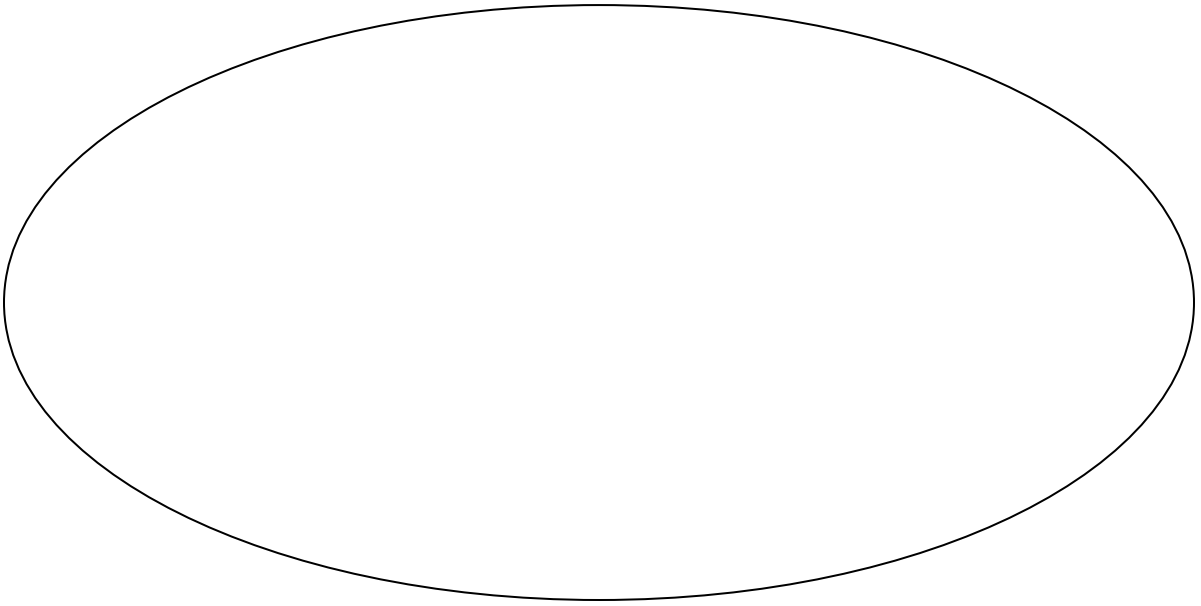
A boy feeds birds under the trees.

Let's go to the playground.

I see a cat under the slide.

How many nouns did you find?_____ You should have found 11 total.

My favorite food



Draw a picture of your favorite food. Think of a sentence about it.
Write the sentence. Read the sentence out loud to your teacher. Tell
what makes it a complete sentence.

Write the missing numbers in each row.

17	18	19	20	21
----	----	----	----	----

64	65	66	67	68
----	----	----	----	----

96	97	98	99	100
----	----	----	----	-----

38	39	40	41	42
----	----	----	----	----

Proper nouns

A noun is a word that names a person, place, or thing. A proper noun is a word that names a special person, place, or thing. A proper noun begins with a capital letter.

Noun	Proper noun
Girl	Madelyn Maryon
Park	Tuxedo Park
Street	Elm Street

Jadyn	children	Jentzen Maryon	town
Pine Street	Stephen	North Carolina	Gap Road
Greg's Bikes	football	Africa	man
prince	robin	New York City	Florida

Find the proper nouns from the box. Write them on the line.

_____	_____	_____
_____	_____	_____
_____	_____	_____

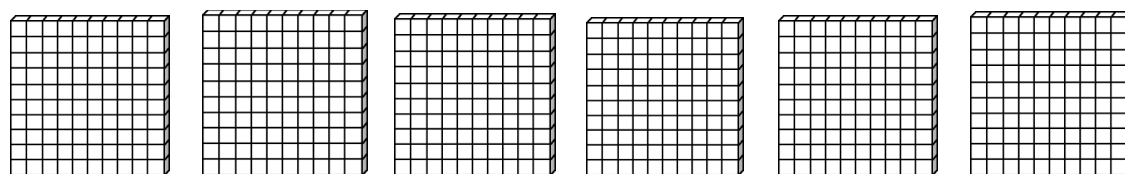
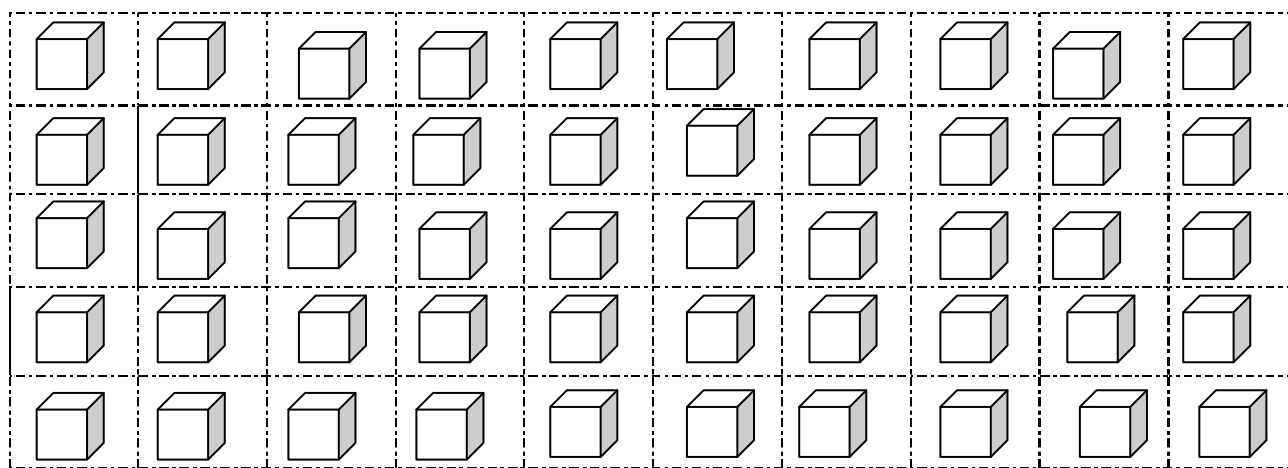
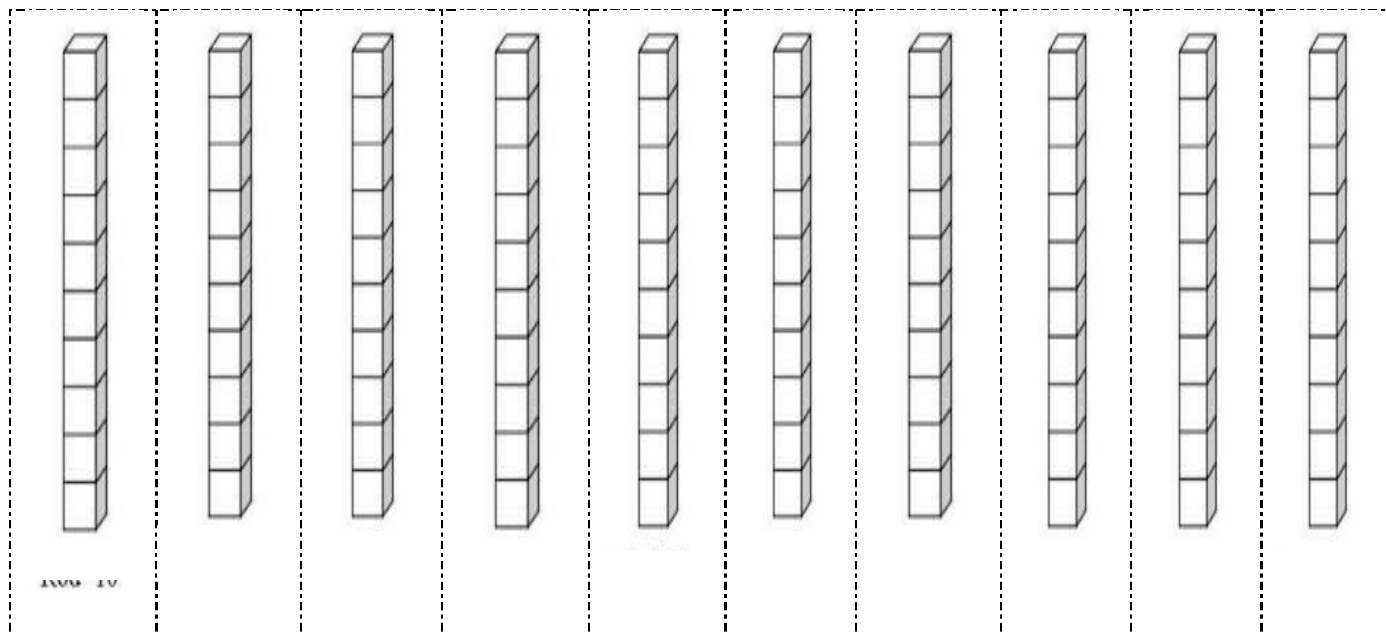
Think of a place that you want to visit this summer. Draw a picture of this place. Then write a sentence about it.



On the next page cut out the math manipulatives to this activity.

Call out a number for your child and have them place the amount of rods and cubes to equal the number you call out. Example: 8, 31, 66, 49, 70, 82, 42, 21, 15, 53

tens 10s	ones 1s



Cut these math manipulatives out to use for a hands on activity.

This page left blank intentionally

Names of people are proper nouns. The first and last names of a person begins with a capital letter.

The titles of people begin with a capital letter. Most titles end with a period. These are titles of people.

Mr. Mrs. Miss. Dr.

Write the following sentences correctly. Add capital letters where they are needed?

stephen saw his friend jentzen.

Did mr. or mrs. Maryon go with them?

They took the baby to see dr. clark.

Write a proper noun to finish each sentence.

My dog _____ hid the bone.

Ashlyn's cat _____ ate the food.

Write your full name on the line. How many words can you find within your name?

Use the math manipulatives from yesterday and call out the following numbers for your child to make. Call out the following: 236, 314, 251, 320, 184, 513, 298, 460

Hundreds 100s	Tens 10s	Ones 1s

The days of the week, months of the year, and holidays are proper nouns. They begin with a capital letter. Write the following under their proper headings.


December
Wednesday
March
Sunday
September
June
Saturday
Christmas

Valentine's Day
Thursday
April
Monday
October
July
January
Easter

Thanksgiving
Friday
May
Tuesday
November
August
February

Days of the week	Months of the year	Holidays

Pretend that you are on a trip. Draw a picture of something you see.
Write a sentence about it.



Practice counting to 200. Do this out loud.

101	102	103	104	105	106	107	108	109	110
111	112	113	114	115	116	117	118	119	120
121	122	123	124	125	126	127	128	129	130
131	132	133	134	135	136	137	138	139	140
141	142	143	144	145	146	147	148	149	150
151	152	153	154	155	156	157	158	159	160
161	162	163	164	165	166	167	168	169	170
171	172	173	174	175	176	177	178	179	180
181	182	183	184	185	186	187	188	189	190
191	192	193	194	195	196	197	198	199	200

A noun names a person, place, or thing. A noun can tell about more than one person, place, or thing. Add “s” to most nouns to make them plural or more than one.

Singular means one. Plural means more than one.

Write the following under the correct headings.

boy	stars	moon	treats
monkey	trees	flower	song
cats	girls		

Singular nouns	Plural nouns

Imagine you are at the beach. Draw a picture of something you might do there. Then write a sentence about it.



Fill in the following chart up to 200.

101	102	103	104	105	106	107	108	109	110
111	112	113	114	115	116	117	118	119	120
121	122	123	124	125	126	127	128	129	130
131	132	133	134	135	136	137	138	139	140
141	142	143	144	145	146	147	148	149	150
151	152	153	154	155	156	157	158	159	160
161	162	163	164	165	166	167	168	169	170
171	172	173	174	175	176	177	178	179	180
181	182	183	184	185	186	187	188	189	190
191	192	193	194	195	196	197	198	199	200

Plural nouns

Add “es” to nouns that end in x, ss, ch, or sh, to make them name more than one.

One fox, two foxes


One branch, six branches

One bush, three bushes

Rewrite the following to make them more than one.

lunch	LUNCHES
dress	DRESSES
box	BOXES
dish	DISHES
watch	WATCHES
glass	GLASSES
bench	BENCHES
church	CHURCHES
bus	BUSES
brush	BRUSHES

Think about someone who is special to you. Draw a picture of that person. Then write a sentence about him or her.



Reinforce graphing skills with a tasty treat. Give each student a snack sized bag of color candies. Have each child sort and graph their candies by color on their graph paper. Then using the corresponding crayon color, have them color one square for each candy of that color. Encourage them to write the total number of each color on the graph. Then challenge the child to add the total number of candies.

Irregular plural nouns

Some nouns change their spelling to name more than one.

Man-men

Woman-women

Child-children

Foot-feet

Tooth-teeth

Mouse-mice

Make the noun in () to mean more than one. Write the plural noun to complete the sentence.

The _____ pet the dogs. (child) CHILDREN


The little dog has big _____.(foot)FEET

The big dog has little _____.(tooth)TEETH


Those _____ feed the horses. (man)MEN

Those _____ make the food. (woman)WOMEN

My favorite animal. Think about your favorite animal. Draw a picture of it. Write a sentence telling what you like about that animal.



Ordinal numbers



Starting from the left side.

Draw a smiley face on the second person.

Draw an angry face on the fifth person.

Draw a sad face on the first person.

Draw a surprised face on the third person.

Draw a face with glasses on the fourth person.

A pronoun takes the place of one or more nouns.

Ex: The cat and the dog are friends. They are friends.

The subject pronouns are: **I, he, she, it, we, you,** and **they** are used in the naming part of the sentence.

Read the sentences and think of a pronoun for the underlined words. Write the pronoun on the line.

The dog and I live in the yellow house. _____ we

The boy saw me fall. _____ he

The boat landed in the water. _____ it

Jadyn is going to be at the park. _____ she

Copy the pronouns in the boxes below:

I	He	She	It	We	You	they
---	----	-----	----	----	-----	------

Write about your pet. Draw a picture of your pet and answer the questions below.



What is your pet's name: _____


Where does your pet sleep: _____

What does your pet play with: _____

What is something funny that your pet has done: _____

Ordinal numbers to 10th.

You are going to draw some flowers according to the statements below. In each box write which ordinal number it is. For example: 1st, 2nd, 3rd, etc and then draw the correct colored flower.

Ordinal Number	flower
1st	
2 nd	
3 rd	
4 th	
5 th	
6 th	
7 th	
8 th	
9 th	
10th	

Make the first flower a black circle

Make the third flower yellow

Make the tenth flower purple

Make the 8th flower blue

Make the seventh flower white

Make the 6th flower green

Make the second flower pink

Make the 4th flower brown

Make the fifth flower striped

Make the 9th flower red

Action verbs.

An action verb is a word that shows action. Verbs tell what a person, place, or thing does.

Circle the action words below.

jump

girl

walk

teacher

sing

shakes

eric

plays

sends

teacher

house

talk

Fill in the blanks with an action word.

At the park, I _____ in the shade. sit


Sometimes I _____ with my friends. sing

Sometimes I _____ alone. dance

I like to _____ in the morning. jump

I like to _____ in the evening. sleep

Choose a feeling you sometimes have. Draw a picture of yourself with that feeling. Below the picture, write a story about a time you felt that way.



Let's practice skip counting.

Count by 2's

Count by 5's

Count by 10's

Count by 10's starting at 3

Count by 2's starting at 1,3,5,7...etc

1	2	3	4	5	6	7	8	9	10
11	12	13	14	15	16	17	18	19	20
21	22	23	24	25	26	27	28	29	30
31	32	33	34	35	36	37	38	39	40
41	42	43	44	45	46	47	48	49	50
51	52	53	54	55	56	57	58	59	60
61	62	63	64	65	66	67	68	69	70
71	72	73	74	75	76	77	78	79	80
81	82	83	84	85	86	87	88	89	90
91	92	93	94	95	96	97	98	99	100

Verbs that do not show action. They tell being.

Is,are,am,was,were,be,being, been

Circle the correct verb in () to complete each sentence.

Some snakes (is, are) dangerous.

Many kinds of lizards (were, was) at the zoo.

Crocodiles (are, is) the largest reptiles.

One lizard (is, are) in the box.

I (is, am) near the turtle's box.

The turtle (is, are) sleeping.

The cat has (be, been) at the park.

The dog is (be, being) crazy.

Think of your favorite food. What is it:

Now think of words that describe that food. Write them on the lines below:

Write a story about your favorite food. Using the words above to describe.

Math facts out loud

Read the following math facts to your child out loud and have them answer. If they learn best by moving---have them clap their hands every time they answer. If they miss any, circle to work on it.

$0+0=0$

$0+1=1$

$0+2=2$

$1+0=1$

$1+1=2$

$1+2=3$

$2+0=2$

$2+1=3$

$2+2=4$

$3+0=3$

$3+1=4$

$3+2=5$

$4+0=4$

$4+1=5$

$4+2=6$

$5+0=5$

$5+1=6$

$5+2=7$

$0+3=3$

$0+4=4$

$0+5=5$

$1+3=4$

$1+4=5$

$1+5=6$

$2+3=5$

$2+4=6$

$2+5=7$

$3+3=6$

$3+4=7$

$3+5=8$

$4+3=7$

$4+4=8$

$4+5=9$

$5+3=8$

$5+4=9$

$5+5=10$

Fill in the chart with present, past, and future forms of the verbs.

Present	Past	Future
walk	walked	will walk
laugh	Laughed	Will laugh
help	Helped	Will help
visit	Visited	Will visit
surprise	Surprised	Will surprise
jump	Jumped	Will jump
picks	Picked	Will pick

Friendly letter. Let's write a friendly letter to invite a friend over. Fill in the lines.

(date)

Dear.....(person's name)

(write an invite)

(closing-Your friend,)

(signature)

Math facts out loud

Read the following math facts to your child out loud and have them answer. If they learn best by moving---have them clap their hands every time they answer. If they miss any, circle to work on it.

$0+0=0$

$0+1=1$

$0+2=2$

$1+0=1$

$1+1=2$

$1+2=3$

$2+0=2$

$2+1=3$

$2+2=4$

$3+0=3$

$3+1=4$

$3+2=5$

$4+0=4$

$4+1=5$

$4+2=6$

$5+0=5$

$5+1=6$

$5+2=7$

$0+3=3$

$0+4=4$

$0+5=5$

$1+3=4$

$1+4=5$

$1+5=6$

$2+3=5$

$2+4=6$

$2+5=7$

$3+3=6$

$3+4=7$

$3+5=8$

$4+3=7$

$4+4=8$

$4+5=9$

$5+3=8$

$5+4=9$

$5+5=10$

Adjectives

An adjective is a describing words. It describes a noun.

The old man walks down the street.

The blue flower is pretty.

Fill in the sentences with a word from the box below.

round	long	brown	tiny	pink	juicy
-------	------	-------	------	------	-------

The woman puts on a _____ bonnet. pink

She walks down a _____ road. long

Some _____ squirrels run by. brown

A man gives her a _____ orange. juicy

The orange is _____. round

Do you see a _____ bone in the yard? tiny

Name three adjectives to describe ice cream.

1. _____

2. _____

3. _____

Write a letter like yesterday to a friend and tell her what you like to do in the summer.

Math facts out loud

Read the following math facts to your child out loud and have them answer. If they learn best by moving---have them clap their hands every time they answer. If they miss any, circle to work on it.

$0+0=0$

$0+1=1$

$0+2=2$

$1+0=1$

$1+1=2$

$1+2=3$

$2+0=2$

$2+1=3$

$2+2=4$

$3+0=3$

$3+1=4$

$3+2=5$

$4+0=4$

$4+1=5$

$4+2=6$

$5+0=5$

$5+1=6$

$5+2=7$

$6+0=6$

$6+1=7$

$6+2=8$

$7+0=7$

$7+1=8$

$7+2=9$

$8+0=8$

$8+1=9$

$8+2=10$

$9+0=9$

$9+1=10$

$9+2=11$

abcdefghijklmnopqrstuvwxyz

Write the following groups of words in alphabetical order.

friend trust nice

_____friend

_____nice

_____trust

dog game bed

_____bed

_____dog

_____game

love ice jump

_____love

_____ice

_____jump

Paying attention to details.

Good writers use their five senses to study what they will describe. They use words to describe what they notice.

Read each topic. Picture the object in your mind and write words that describe the topic.

TOPIC: AN ORANGE

LOOKS

FEELS

TASTES

SMELLS

SOUNDS

TOPIC: A HAMBURGER

LOOKS

FEELS

TASTES

SMELLS

SOUNDS

Math facts out loud

Read the following math facts to your child out loud and have them answer. If they learn best by moving---have them clap their hands every time they answer. If they miss any, circle to work on it.

$0+0=0$

$0+1=1$

$0+2=2$

$1+0=1$

$1+1=2$

$1+2=3$

$2+0=2$

$2+1=3$

$2+2=4$

$3+0=3$

$3+1=4$

$3+2=5$

$4+0=4$

$4+1=5$

$4+2=6$

$5+0=5$

$5+1=6$

$5+2=7$

$6+0=6$

$6+1=7$

$6+2=8$

$7+0=7$

$7+1=8$

$7+2=9$

$8+0=8$

$8+1=9$

$8+2=10$

$9+0=9$

$9+1=10$

$9+2=11$

A sentence is a group of words that expresses a complete thought. Every sentence begins with a capital letter and has an ending punctuation mark.

For ex: Friends play.
Cars go fast.

Write YES if the group of words is a sentence. Write NO if the group of words is not a sentence.

_____ A long time ago.no

_____ Near the tree.no

_____ The class went to the park.yes

_____ Evan and Collin.no

_____ Madelyn lost a new shoe.yes

_____ The wagon.no

_____ The boys and girls talked.yes

Write a sentence about what you are going to do today.

Writers use colorful words to tell what something is like. Read the beginning of the paragraph. The topic is kitchens. Write two or more detail sentences. Use colorful words. Choose words from the box or your own.

cozy
juicy
fresh
delicious
warm
yummy
sweet
shiny

The kitchen is the best room in the house. It smells like homemade bread and spices.

Math facts out loud

Read the following math facts to your child out loud and have them answer. If they learn best by moving---have them clap their hands every time they answer. If they miss any, circle to work on it.

$0+3=3$

$0+4=4$

$0+5=5$

$1+3=4$

$1+4=5$

$1+5=6$

$2+3=5$

$2+4=6$

$2+5=7$

$3+3=6$

$3+4=7$

$3+5=8$

$4+3=7$

$4+4=8$

$4+5=9$

$5+3=8$

$5+4=9$

$5+5=10$

$6+3=9$

$6+4=10$

$6+5=11$

$7+3=10$

$7+4=11$

$7+5=12$

$8+3=11$

$8+4=12$

$8+5=13$

$9+3=12$

$9+4=13$

$9+5=14$

Word order in sentences.

Words in a sentence must be in order that make sense.

Write each group of words in an order that makes sense. Be sure to put a period at the end of each sentence.

brother My apple eats MY BROTEHR EATS APPLES.

a fish Stephen caught STEPHEN CAUGHT A FISH.

the Evan grew carrot EVAN GREW THE CARROT.

breakfast cooks Dad DAD COOKS BREAKFAST.

Think of a place you like. Draw a picture of the place. Then write three sentences to describe it.



Math facts out loud

Read the following math facts to your child out loud and have them answer. If they learn best by moving---have them clap their hands every time they answer. If they miss any, circle to work on it. Copy the ones that they miss and write them on an index card to continue practicing throughout the week.

$0+3=3$

$0+4=4$

$0+5=5$

$1+3=4$

$1+4=5$

$1+5=6$

$2+3=5$

$2+4=6$

$2+5=7$

$3+3=6$

$3+4=7$

$3+5=8$

$4+3=7$

$4+4=8$

$4+5=9$

$5+3=8$

$5+4=9$

$5+5=10$

$6+3=9$

$6+4=10$

$6+5=11$

$7+3=10$

$7+4=11$

$7+5=12$

$8+3=11$

$8+4=12$

$8+5=13$

$9+3=12$

$9+4=13$

$9+5=14$

Capitalization

Each word of a person's name begins with a capital letter.

Autumn Rose Maryon

An initial stands for a person's name. It is a capital letter with a period (.) after it.

Madelyn Grace Maryon= Madelyn G. Maryon or M.G. Maryon or M.G.M

Rewrite the names correctly. Use capital letters where they are needed.

Mark Young _____

Beverly Jones _____

Eliza Jane Keats _____

Maria Smith _____

Write the initials of your full name: _____

Write the initials of your teachers name: _____

Write the initials of each name.

Carrie Anne Butler _____ C.A.B.

Terri Lynn Nolan _____ T.L.N.

Good writers create an interesting problem in the beginning of the story. They then plan what will happen to solve the problem. Read the beginning of the story below. Then fill in the answers.

A BIRTHDAY SURPRISE

Aunt Martha will be ninety-nine years old tomorrow. She has lived a long time, and is very wise. My older sister and I want to do something special for Aunt Martha's birthday. We plan to bake her the most beautiful birthday cake she has ever seen. Every time we go into the kitchen, though, Aunt Martha is there!

PROBLEM- THEY WANT TO BAKE A CAKE BUT AUNT MARTHA IS AROUND.

HOW TO SOLVE

ONE SISTER WILL SIT AND READ WITH AUNT MARTHA WHILE THE OTHER ONE BAKES THE CAKE. (ANSWERS WILL VARY)

Grab your math manipulatives-- the 10s blocks and cubes and answer the following problems.

$$24+3=\underline{\hspace{2cm}}27$$

$$51+8=\underline{\hspace{2cm}}59$$

$$43+5=\underline{\hspace{2cm}}48$$

$$72+20=\underline{\hspace{2cm}}92$$

Names of cities, states, and countries begin with a capital letter.

Names of streets, parks, lakes, rivers, and schools begin with a capital letter.

The abbreviations of the words: street, road, and drive in a place name begin with a capital letter and end with a period.

Ex: Miami, Florida Africa Elm Street Road=Rd.

Rewrite the following properly

Honolulu, Hawaii_____

Australia_____

Detroit, Michigan_____

Terrys Creek Road _____

Lake Summit_____

North Carolina_____

write your name and address like you would if you were addressing an envelope:

Let's practice some handwriting. Copy the following in your best handwriting.

A

a

B

b

C

c

D

d

E

e

F

f

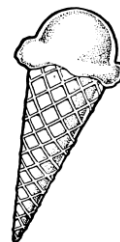
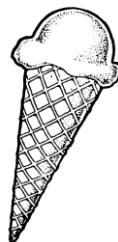
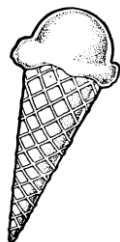
G

g

H

h

My favorite ice cream is:



Two digit addition

Add the ones column first and then add the tens column.

$$\begin{array}{r} 86 \\ + 1 \\ \hline \end{array}$$

$$\begin{array}{r} 12 \\ + 14 \\ \hline \end{array}$$

$$\begin{array}{r} 14 \\ + 14 \\ \hline \end{array}$$

$$87$$

$$26$$

$$28$$

$$\begin{array}{r} 48 \\ + 1 \\ \hline \end{array}$$

$$\begin{array}{r} 54 \\ + 23 \\ \hline \end{array}$$

$$\begin{array}{r} 50 \\ + 31 \\ \hline \end{array}$$

$$49$$

$$77$$

$$81$$

$$\begin{array}{r} 53 \\ + 33 \\ \hline \end{array}$$

$$\begin{array}{r} 22 \\ + 61 \\ \hline \end{array}$$

$$\begin{array}{r} 18 \\ + 10 \\ \hline \end{array}$$

$$86$$

$$83$$

$$28$$

Remember the specific names of places are capitalized. The abbreviations of the words street, road, and drive begin with a capital letter and end with a period.

Answer each question with a SENTENCE that includes a place name. Remember to use capital letters for all place names. Begin your sentence with a capital letter and end with a period.

What is the name of your state?

What is the name of your city or town?

What is the name of the street where you live?

What is the name of your school?

What is the name of a park, river, or lake near your home?

Let's practice some handwriting. Copy the following in your best handwriting.

I

J

K

L

M

N

O

P

i

j

k

l

m

n

o

p

Write your full name

Use your math manipulatives. Add the following.

$$235 + 121 = \underline{\hspace{2cm}}$$

356

$$143 + 136 = \underline{\hspace{2cm}}$$

279

$$227 + 200 = \underline{\hspace{2cm}}$$

427

$$432 + 165 = \underline{\hspace{2cm}}$$

598

The names of the days of the are all capitalized. The abbreviations begin with a capital letter and end with a period. Ex: Sun. Mon. Tues. Wed. Thurs. Fri. Sat.

Sunday _____ Sun.

Monday _____ Mon.

Tuesday _____ Tues.

Wednesday _____ Wed.

Thursday _____ Thurs.

Friday _____ Fri.

Saturday _____ Sat.

Write the correct abbreviations for the following:


The day after Sunday _____ Mon.

The day before Friday _____ Thurs.

My favorite day is _____

Create a flip book for your student.

To make a booklet, stack three, 8 ½"x11" sheets of white paper and hold the pages vertically in front of you. Slide the top sheet upward one inch; then repeat the process for the second sheet. Next fold the paper thicknesses forward to create six graduated layers or pages. Staple close to the fold.



Have your child create their own story. Do they need help? On the first page they can write: I have a dog name Ruby. (then draw a picture of them and their dog). Next page, He loves to go for walks. (then draw a picture of taking him for a walk) Third page, He sleeps at the foot of my bed. (picture of dog sleeping by bed) Fourth page, He barks at strangers (image of dog barking) Fifth page, He is the best dog in the world. (image of hugging the dog).

They can write about what they like to do in the summer.

All about their pet.

What they did on vacation.

Three digit addition. Add the ones, then the tens, and then the hundreds.

$$\begin{array}{r} 243 \\ +325 \\ \hline \end{array}$$

$$\begin{array}{r} 152 \\ +122 \\ \hline \end{array}$$

$$\begin{array}{r} 111 \\ +765 \\ \hline \end{array}$$

$$568$$

$$274$$

$$876$$

$$\begin{array}{r} 202 \\ +310 \\ \hline \end{array}$$

$$\begin{array}{r} 712 \\ +104 \\ \hline \end{array}$$

$$\begin{array}{r} 333 \\ +256 \\ \hline \end{array}$$

$$512$$

$$816$$

$$589$$

The months of the year are capitalized. The abbreviations are capitalized and end with a period.

Jan. Feb. Mar. Apr. Aug. Sept. Oct. Nov. Dec. Notice there is not an abbreviation for May, June, July—they are short enough not to have one.

Copy the following.

January _____ Jan.

February _____ Feb.

March _____ Mar.

April _____

May _____

June _____

July _____

August _____ Aug.

September _____ Sept.

October _____ Oct.

November _____ Nov.

December _____ Dec.

Write the abbreviation for the following answers:

Valentine's Day is in _____ Feb.

Christmas is in _____ Dec.

Thanksgiving day is in _____ Nov.

My birthday is in _____

Let's practice some handwriting. Copy the following in your best handwriting.

Q

q

R

r

S

s

T

t

U

u

V

v

W

w

X

x

Y

y

Z

z

Use your math manipulatives for this regrouping activity.

Set out in three piles the following:

1 ten bar

5 one cubes

8 one cubes

You have 1 ten and 13 cubes

Let's REGROUP the 13 cubes. Trade in 10 cubes for 1 ten bar.

Now you have 2 ten bars and 3 cubes=23

Set out in three piles:

2 ten bars

6 one cubes

5 one cubes

Add the one cubes. How many do you have_____11

REGROUP and trade in 10 cubes for a ten bar.

How many do you have now_____31

Set out in three piles:

4 ten bars

3 ones

7 ones

Add the one cubes. How many do you have._____10

REGROUP and trade in 10 cubes for a ten bar.

How many do you have now_____50

Practice this concept with other numbers that your teacher calls out.

Rhyming words. Have your teacher read the following words and the student calls a word that rhymes with it out loud.

tree

cat

pig

beg

rock

fly

hop

bug

tall

mouse

clue

Can you come up with any others?

Letter a

Write a new word that starts with a



Now write a full sentence with the word in it. Remember to capitalize the first word and put an ending mark.

Practice reading the following words out loud. Write on index cards and have them take a step towards you after they say them or clap their hands, or do jumping jacks for each correct word. Any motor activity to get them moving. Keep out the words they need help on.

a
after
all
am
an
and
are
as
at
away
back
be
because

Two digit regrouping ones. The box is for the regrouping number.

$$\begin{array}{r} \square \\ 37 \\ +28 \\ \hline \end{array}$$

65

$$\begin{array}{r} \square \\ 12 \\ +38 \\ \hline \end{array}$$

50

$$\begin{array}{r} \square \\ 65 \\ +17 \\ \hline \end{array}$$

82

$$\begin{array}{r} \square \\ 57 \\ +23 \\ \hline \end{array}$$

80

$$\begin{array}{r} \square \\ 43 \\ +29 \\ \hline \end{array}$$

72

$$\begin{array}{r} \square \\ 17 \\ +74 \\ \hline \end{array}$$

91

Write a synonym for the following words. A synonym is a word that means the same.

dad _____ father

large _____ big

home _____ house

sad _____ unhappy

yell _____ scream

dog _____ puppy


sick _____ ill

sleep _____ rest

grin _____ smile

Letter b

Write a new word that starts with a



Now write a full sentence with the word in it. Remember to capitalize the first word and put an ending mark.

Practice reading the following words out loud. Write on index cards and have them take a step towards you after they say them or clap their hands, or do jumping jacks for each correct word. Any motor activity to get them moving. Keep out the words they need help on. Use the other words they missed from the day before.

been
before
big
but
by
came
can
come
could
day
did
do

Fill in the chart with tally marks and the correct number of objects in their home. When finished marking with tally marks, have them write the number on the line.

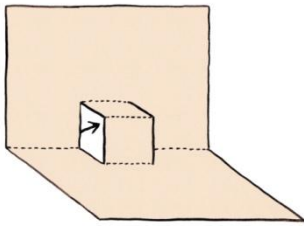
Doors _____	Couches _____	Beds _____
Windows _____	Dolls _____	Vehicles _____
People _____	Plates _____	Tables _____
Fans _____	Rugs _____	Hair brushes _____
Tooth brushes _____	Fireplaces _____	Swings _____

Pop up cards

Students will enjoy illustrating their stories in a pop-up card. Have your student publish their favorite story in a self-made pop-up card.

To make a pop-up card:

1. Fold in half a 9"x12" sheet of white construction paper.
2. Cut two 2-inch slits in the center of the fold about 1 ½ inches apart. Open the card and write a short story near the bottom of it.
3. Illustrate the main character in the story on a three-inch square of construction paper. Cut out the illustration.
4. Pull the narrow strip in the center of the opened card forward and crease it in the opposite direction from the fold. Glue the cutout to the lower half of the strip; then illustrate the inside of the card as desired.
5. Close the card, making sure the strip stays inside.
6. To complete the project, write the title of the story on the outside of the card.



A sample story may include:

One day I was walking in the forest when I met a bear named Susan. We became friends. I took her food and taught her how to dance.

Make a bear and attach it to the square. Color in the background to look like a forest.

Letter c

Write a new word that starts with a



Now write a full sentence with the word in it. Remember to capitalize the first word and put an ending mark.

Practice reading the following words out loud. Write on index cards and have them take a step towards you after they say them or clap their hands, or do jumping jacks for each correct word. Any motor activity to get them moving. Keep out the words they need help on. Use the other words they missed from the day before.

Don't

For

From

Get

Go

Going

Had

Has

Have

He

Her

Here

Him

His

Two digit regrouping ones.

$$\begin{array}{r} \square \\ 59 \\ +13 \\ \hline \end{array}$$

$$\begin{array}{r} \square \\ 64 \\ +18 \\ \hline \end{array}$$

$$\begin{array}{r} \square \\ 26 \\ +46 \\ \hline \end{array}$$

72

82

72

$$\begin{array}{r} \square \\ 44 \\ +28 \\ \hline \end{array}$$

$$\begin{array}{r} \square \\ 47 \\ +25 \\ \hline \end{array}$$

$$\begin{array}{r} \square \\ 23 \\ +49 \\ \hline \end{array}$$

72

72

72

Words that mean the opposite are called ANTONYMS. Write an antonym for the following words.

hard_____soft

cold_____hot

light_____dark

high_____low

good_____bad

easy_____hard

sad_____happy

off_____on

angry_____calm

sleepy_____awake

poor_____rich

quiet_____loud

funny_____serious

Letter d

Write a new word that starts with a



Now write a full sentence with the word in it. Remember to capitalize the first word and put an ending mark.

Practice reading the following words out loud. Write on index cards and have them take a step towards you after they say them or clap their hands, or do jumping jacks for each correct word. Any motor activity to get them moving. Keep out the words they need help on. Use the other words they missed from the day before.

how

i

i'm

if

in

into

is

it

just

like

little

look

make

man

Reinforce graphing skills with a tasty treat. Give each student a snack sized bag of color candies. Have each child sort and graph their candies by color on their graph paper. Then using the corresponding crayon color, have them color one square for each candy of that color. Encourage them to write the total number of each color on the graph. Then challenge the child to add the total number of candies.

Troublesome Words

Use TWO to mean the number 2

Use TOO to mean more than enough or also.

Use TO to mean toward or to do something.

Write the correct word **two, to, too** for each sentence.

The children were working _____make a class project.to

Jentzen had _____books in his hand.two

He gave them _____Mr. Maryon.to

Autumn said she would bring _____or three books.two

Jadyn found a book that was _____old.too

I want to go along _____.too

We have _____many toys in this room.too

Letter e

Write a new word that starts with a




Now write a full sentence with the word in it. Remember to capitalize the first word and put an ending mark.


Practice reading the following words out loud. Write on index cards and have them take a step towards you after they say them or clap their hands, or do jumping jacks for each correct word. Any motor activity to get them moving. Keep out the words they need help on. Use the other words they missed from the day before.

me
mother
my
no
not
now
of
on
one
or
our
out
over
play


Grab some small objects like beans or seeds and place a couple in the squares and subtract.




$$\underline{\hspace{1cm}} - \underline{\hspace{1cm}} = \underline{\hspace{1cm}}$$




$$\underline{\hspace{1cm}} - \underline{\hspace{1cm}} = \underline{\hspace{1cm}}$$




$$\underline{\hspace{1cm}} - \underline{\hspace{1cm}} = \underline{\hspace{1cm}}$$



$$\underline{\hspace{1cm}} - \underline{\hspace{1cm}} = \underline{\hspace{1cm}}$$



$$\underline{\hspace{1cm}} - \underline{\hspace{1cm}} = \underline{\hspace{1cm}}$$



$$\underline{\hspace{1cm}} - \underline{\hspace{1cm}} = \underline{\hspace{1cm}}$$

More troublesome words.

Use THERE when you mean in that place.

Use THEIR when you mean belonging to them.

THEY'RE IS a contraction for they are. You can easily put the words THEY ARE in the sentence to make it fit.

Circle the correct word to complete each sentence.

Is this (their, they're) food?

(There, They're) huge animals.

A big one is over (there, their).

Once it was (there, their) land.

(They're, There) everywhere!

I see some more dogs over (their, there).

(They're, There) in the lake.

(Their, there) land was different then.

Letter f

Write a new word that starts with a



Now write a full sentence with the word in it. Remember to capitalize the first word and put an ending mark.

Practice reading the following words out loud. Write on index cards and have them take a step towards you after they say them or clap their hands, or do jumping jacks for each correct word. Any motor activity to get them moving. Keep out the words they need help on. Use the other words they missed from the day before.

put
said
saw
see
she
so
than
that
the
their
them
then
there
they

Math facts out loud

Read the following math facts to your child out loud and have them answer. If they learn best by moving---have them clap their hands every time they answer. If they miss any, circle to work on it. Copy the ones that they miss and write them on an index card to continue practicing throughout the week.

$0+3=3$

$0+4=4$

$0+5=5$

$1+3=4$

$1+4=5$

$1+5=6$

$2+3=5$

$2+4=6$

$2+5=7$

$3+3=6$

$3+4=7$

$3+5=8$

$4+3=7$

$4+4=8$

$4+5=9$

$5+3=8$

$5+4=9$

$5+5=10$

$6+3=9$

$6+4=10$

$6+5=11$

$7+3=10$

$7+4=11$

$7+5=12$

$8+3=11$

$8+4=12$

$8+5=13$

$9+3=12$

$9+4=13$

$9+5=14$

Compound words

Do this activity out loud or grab some letter tiles to do it.

Make as many compound words as possible. If you are using letter tiles, you can create words and then have your student try and put them together to form a variety of compound words.

Letter g

Write a new word that starts with a



Now write a full sentence with the word in it. Remember to capitalize the first word and put an ending mark.

Practice reading the following words out loud. Write on index cards and have them take a step towards you after they say them or clap their hands, or do jumping jacks for each correct word. Any motor activity to get them moving. Keep out the words they need help on. Use the other words they missed from the day before.

This
To
Too
Two
Up
Us
Very
Was
We
Went
Were
What
When
Where
Who

Math facts out loud

Read the following math facts to your child out loud and have them answer. If they learn best by moving---have them clap their hands every time they answer. If they miss any, circle to work on it. Copy the ones that they miss and write them on an index card to continue practicing throughout the week.

$0+6=6$

$0+7=7$

$0+8=8$

$1+6=7$

$1+7=8$

$1+8=9$

$2+6=8$

$2+7=9$

$2+8=10$

$3+6=9$

$3+7=10$

$3+8=11$

$4+6=10$

$4+7=11$

$4+8=12$

$5+6=11$

$5+7=12$

$5+8=13$

$6+6=12$

$6+7=13$

$6+8=14$

$7+6=13$

$7+7=14$

$7+8=15$

$8+6=14$

$8+7=15$

$8+8=16$

$9+6=15$

$9+7=16$

$9+8=17$

abcdefghijklmnopqrstuvwxyz

Number the words in ABC order

bat _____ 2

cat _____ 3

air _____ 1

joke _____ 1

lake _____ 3

king _____ 2

top _____ 3

sea _____ 2

egg _____ 1

neck _____ 2

owl _____ 3

bear _____ 1

pan _____ 1

oak _____ 2

tree _____ 3

hat _____ 2

ball _____ 1

snake _____ 3

Grab five different crayons. Put them in ABC order and show your teacher.

Letter h

Write a new word that starts with a



Now write a full sentence with the word in it. Remember to capitalize the first word and put an ending mark.

Practice reading the following words out loud. Write on index cards and have them take a step towards you after they say them or clap their hands, or do jumping jacks for each correct word. Any motor activity to get them moving. Keep out the words they need help on. Use the other words they missed from the day before.

will
with
you
your
able
above
across
again
almost
always
any
anything
ask
bad
ball

Hundred Board

1	2	3	4	5	6	7	8	9	10
11	12	13	14	15	16	17	18	19	20
21	22	23	24	25	26	27	28	29	30
31	32	33	34	35	36	37	38	39	40
41	42	43	44	45	46	47	48	49	50
51	52	53	54	55	56	57	58	59	60
61	62	63	64	65	66	67	68	69	70
71	72	73	74	75	76	77	78	79	80
81	82	83	84	85	86	87	88	89	90
91	92	93	94	95	96	97	98	99	100

Use the chart to help you answer. Write the number that comes:

Just before

Just after

between

42__43

49,_____ 50

43, __44__,45

_____73

17,_____

11,_____,13

_____99

19,_____

35,_____37

_____62

61,_____

79,_____81

A noun names a person, place or a thing

Person: sister, Amy, girl

Places: town, hospital, Hendersonville

Things: bus, toy, sand

Fill in the following chart with some nouns of your own.

Nouns that name person or people	Nouns that name things	Nouns that name places

Letter i

Write a new word that starts with a



Now write a full sentence with the word in it. Remember to capitalize the first word and put an ending mark.

Practice reading the following words out loud. Write on index cards and have them take a step towards you after they say them or clap their hands, or do jumping jacks for each correct word. Any motor activity to get them moving. Keep out the words they need help on. Use the other words they missed from the day before.

become
begin
behind
between
books
both
boy
brother
bus
can't
car
carry
cat
catch
change

We find the difference when we subtract, and we begin in the ones place.

$$\begin{array}{r} 65 \\ -23 \\ \hline 2 \end{array}$$

Then we move to the tens place and subtract

$$\begin{array}{r} 65 \\ -23 \\ \hline 42 \end{array}$$

The difference is 4 tens and 2 ones.

Practice with the following:

$$\begin{array}{r} 87 \\ -42 \\ \hline \end{array}$$

$$\begin{array}{r} 45 \\ -11 \\ \hline \end{array}$$

$$\begin{array}{r} 86 \\ -31 \\ \hline \end{array}$$

45

34

55

$$\begin{array}{r} 86 \\ -54 \\ \hline \end{array}$$

$$\begin{array}{r} 89 \\ -20 \\ \hline \end{array}$$

$$\begin{array}{r} 55 \\ -21 \\ \hline \end{array}$$

32

69

34

A comma goes between each person, place, thing, or phrase in a list.

I like to eat apples, oranges, and peaches.

Add commas in the sentences below.

Dad has a truck, jeep, and car.

Collin has a cow, pig, and chicken as pets.

I like chocolate, vanilla, and strawberry ice cream.

Mom likes to go to the park, to the zoo, and swim at the lake.

Write a sentence, telling me three things you like to eat. Add commas.

Write a sentence, telling me three things you like to do. Add commas.

Letter j

Write a new word that starts with a



Now write a full sentence with the word in it. Remember to capitalize the first word and put an ending mark.

Practice reading the following words out loud. Write on index cards and have them take a step towards you after they say them or clap their hands, or do jumping jacks for each correct word. Any motor activity to get them moving. Keep out the words they need help on. Use the other words they missed from the day before.

children

city

close

dad

dark

deep

does

dog

door

down

during

each

eat

end

enough

$$\begin{array}{r} 14 \\ -14 \\ \hline 0 \end{array}$$

$$\begin{array}{r} 74 \\ -11 \\ \hline 63 \end{array}$$

$$\begin{array}{r} 48 \\ -23 \\ \hline 25 \end{array}$$

$$\begin{array}{r} 50 \\ -30 \\ \hline 20 \end{array}$$

$$\begin{array}{r} 85 \\ -32 \\ \hline 53 \end{array}$$

$$\begin{array}{r} 89 \\ -78 \\ \hline 11 \end{array}$$

$$\begin{array}{r} 18 \\ -18 \\ \hline 0 \end{array}$$

$$\begin{array}{r} 80 \\ -60 \\ \hline 20 \end{array}$$

$$\begin{array}{r} 90 \\ -20 \\ \hline 70 \end{array}$$

Add commas to the correct place in the dates.

August 11, 2001

December 17, 1998

October 4, 2014

June 7, 1998

September 18, 2011

January 1 ,2000

November 4, 1995

October 3, 2008

Write your birthday month, day, and year

Write a family members birthday month, day, and year

Letter k

Write a new word that starts with a



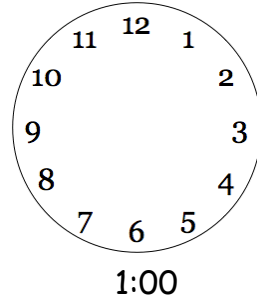
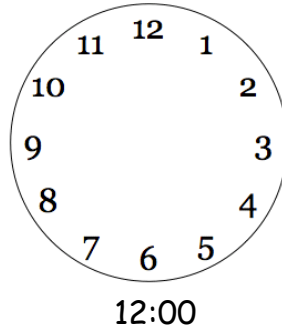
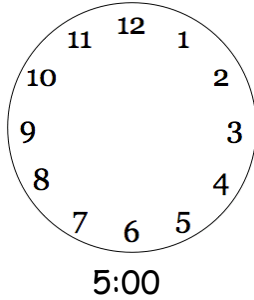
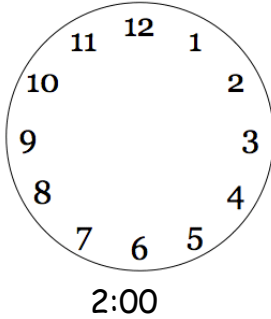
Now write a full sentence with the word in it. Remember to capitalize the first word and put an ending mark.

Practice reading the following words out loud. Write on index cards and have them take a step towards you after they say them or clap their hands, or do jumping jacks for each correct word. Any motor activity to get them moving. Keep out the words they need help on. Use the other words they missed from the day before.

even
every
fast
father
feel
find
first
fish
five
food
four
friend
fun
funny
game

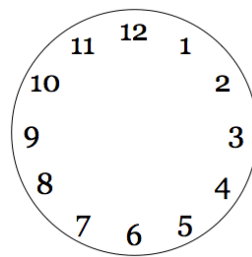
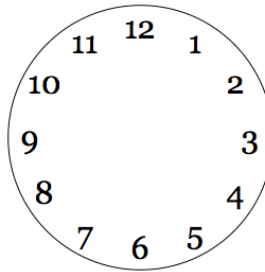
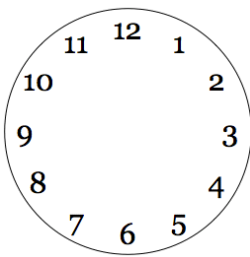

Telling time to the hour and half hour

Write the following times on the clock:



The long hand is the hour hand. The short hand is the minute hand.

Write the times:



What time is a reasonable time for breakfast?

8:00 a.m.

1:00p.m.

3:00p.m.

What time is a reasonable time for bed?

11:00 a.m.

9:00p.m.

4:00p.m.

Draw lines from the words on the left column to the contractions on the right column

cannot

I've

was not

wasn't

we are

don't

do not

can't

I have

we're

I am

I'm

they are

I'll

it is

isn't

you are

aren't

I will

they're

are not

it's

is not

you're

Letter I

Write a new word that starts with a



Now write a full sentence with the word in it. Remember to capitalize the first word and put an ending mark.

Practice reading the following words out loud. Write on index cards and have them take a step towards you after they say them or clap their hands, or do jumping jacks for each correct word. Any motor activity to get them moving. Keep out the words they need help on. Use the other words they missed from the day before.

gave
give
goes
gone
good
got
grade
great
grew
grow
happy
help
hid
hide
hill

Three digit subtraction

$$\begin{array}{r} 538 \\ -126 \\ \hline 412 \end{array}$$

$$\begin{array}{r} 739 \\ -530 \\ \hline 209 \end{array}$$

$$\begin{array}{r} 523 \\ -13 \\ \hline 510 \end{array}$$

$$\begin{array}{r} 489 \\ -52 \\ \hline 437 \end{array}$$

$$\begin{array}{r} 234 \\ -104 \\ \hline 130 \end{array}$$

$$\begin{array}{r} 886 \\ -0 \\ \hline 886 \end{array}$$

$$\begin{array}{r} 500-100= \\ 400 \end{array}$$

$$\begin{array}{r} 400-200= \\ 200 \end{array}$$

Circle a pronoun in each row that could replace the first word.

Mom	it	she	we
Lauren	her	it	they
the dog	they	them	it
dad and I	he	she	our
me	you	her	I
John	her	she	him
Susan	him	he	her
the pool	her	they	it
the park	they	we	it

Letter m

Write a new word that starts with a



Now write a full sentence with the word in it. Remember to capitalize the first word and put an ending mark.

Practice reading the following words out loud. Write on index cards and have them take a step towards you after they say them or clap their hands, or do jumping jacks for each correct word. Any motor activity to get them moving. Keep out the words they need help on. Use the other words they missed from the day before.

home
house
inside
jump
just
knew
know
last
let
light
live
love
much
must
name

Two-digit subtraction with regrouping

Have your teacher show you how to do this. Fill in the borrowed number into the boxes.

--	--

$$\begin{array}{r} 52 \\ -13 \\ \hline \end{array}$$

39

--	--

$$\begin{array}{r} 31 \\ -18 \\ \hline \end{array}$$

13

--	--

$$\begin{array}{r} 82 \\ -24 \\ \hline \end{array}$$

58

--	--

$$\begin{array}{r} 61 \\ -57 \\ \hline \end{array}$$

4

--	--

$$\begin{array}{r} 80 \\ -75 \\ \hline \end{array}$$

5

--	--

$$\begin{array}{r} 92 \\ -53 \\ \hline \end{array}$$

39

$$60-20=40 \qquad 50-20=30$$

Unscramble the words to make a sentence. Use correct punctuation

old the is cat THE CAT IS OLD.

my where are slippers WHERE ARE MY SLIPPERS?

bake some cookies let's Let's bake some cookies.

is book this hard too Is this book too hard?

right who answer the knows Who knows the right answer.

Letter n

Write a new word that starts with a



Now write a full sentence with the word in it. Remember to capitalize the first word and put an ending mark.

Practice reading the following words out loud. Write on index cards and have them take a step towards you after they say them or clap their hands, or do jumping jacks for each correct word. Any motor activity to get them moving. Keep out the words they need help on. Use the other words they missed from the day before.

new
night
outside
paper
part
party
pick
place
rain
ran
right
room
run
same
sat

Two digit subtraction with regrouping

$$\begin{array}{r} 61 \\ -32 \\ \hline 29 \end{array}$$

$$\begin{array}{r} 94 \\ -19 \\ \hline 75 \end{array}$$

$$\begin{array}{r} 50 \\ -32 \\ \hline 18 \end{array}$$

$$\begin{array}{r} 36 \\ -19 \\ \hline 17 \end{array}$$

$$\begin{array}{r} 41 \\ -28 \\ \hline 13 \end{array}$$

$$\begin{array}{r} 82 \\ -73 \\ \hline 9 \end{array}$$

$$9-5=$$

$$8-5=$$

$$5-2=$$

4

3

3

Parts of a book

The title page tells the title of a book. It gives the name of the author. The author is the person who wrote the book.

The table of contents lists the chapters or parts of the book. It tells the page where each chapter or part begins.

Some books have an index. It is in ABC order. It tells the pages where things can be found.

Kinds of Houses By Jack Monter	CONTENTS: 1. Brick houses.....1 2. City houses.....5 3. Country houses..8 4. Wood houses.....15	Apartments, 2,7 Basements,25 Ceilings, 2,9 Concrete, 4,16 Doors, 12,17
---	--	--

Title page

table of contents

index

Look at the sample pages. Answer these questions:

What is **the title** of the book_____

Who **wrote the book**_____

How many chapters are in this book_____4

On what page does chapter 4 begin_____15

On which pages can you find facts about ceilings_____2,9

Letter o

Write a new word that starts with a



Now write a full sentence with the word in it. Remember to capitalize the first word and put an ending mark.

Practice reading the following words out loud. Write on index cards and have them take a step towards you after they say them or clap their hands, or do jumping jacks for each correct word. Any motor activity to get them moving. Keep out the words they need help on. Use the other words they missed from the day before.

say
school
sea
second
seen
should
sit
sky
sleep
snow
something
start
stay
stop
story

Give your student a handful of change and let them find the following:

27¢	88¢
73¢	19¢
50¢	52¢
6¢	\$1.00

Write the word that is the noun (person, place, thing)

That purple coat is new. _____

Why do clouds get so puffy? _____

She bought a postcard. _____

That movie was boring. _____

Did you eat the ice cream? _____

Drink your milk. _____

Please pet the dog. _____

Write on the paper. _____

Grab my phone please. _____

Letter O

Write a new word that starts with a



Now write a full sentence with the word in it. Remember to capitalize the first word and put an ending mark.

Practice reading the following words out loud. Write on index cards and have them take a step towards you after they say them or clap their hands, or do jumping jacks for each correct word. Any motor activity to get them moving. Keep out the words they need help on. Use the other words they missed from the day before.

street
take
teach
tell
ten
things
third
through
time
today
together
top
try
under
until

Draw me the following shapes:

circle	triangle	rectangle
star	heart	diamond
square	oval	cone
Octagon	Pentagon	line

Choose a pronoun

Dad didn't bother to hang up _____jacket.

he him **his** her

_____just tossed the jacket on the couch.

He Him His They

When she picked up the jacket, _____felt too heavy.

they **it** he you

After that, _____all had a good laugh together.

we us them my

Letter p

Write a new word that starts with a



Now write a full sentence with the word in it. Remember to capitalize the first word and put an ending mark.

Practice reading the following words out loud. Write on index cards and have them take a step towards you after they say them or clap their hands, or do jumping jacks for each correct word. Any motor activity to get them moving. Keep out the words they need help on. Use the other words they missed from the day before.

use
view
wait
walk
want
watch
way
week
why
winter
work
world
worn
write
wrong
wrote
year
you're

Use real life examples to estimate time.

How long does a bath take?

15 minutes or hours

How long does it take to cook dinner?

45 seconds or minutes

How long does it take to play at the park?

2 hours or minutes

How long does it take to comb your hair?

60 seconds or hours

How long does it take to brush your teeth?

2 minutes or seconds

How long does it take to drive to church?

20 days or minutes

Mike and I decided to _____ the swimming team.

join joining joins

We _____ swim classes three times a week.

takes take taking

She _____ us practice over and over.

makes make made

I think it _____ the hardest stroke to do.

be is are

I love to make the water _____ as I go.

splash splashed splashes

Letter p

Write a new word that starts with a



Now write a full sentence with the word in it. Remember to capitalize the first word and put an ending mark.

Practice reading the following words out loud. Write on index cards and have them take a step towards you after they say them or clap their hands, or do jumping jacks for each correct word. Any motor activity to get them moving. Keep out the words they need help on. Use the other words they missed from the day before.

always
around
because
been
before
best
both
buy
call
cold
does
don't
fast
first

Let's add hundreds

$$100+200=300$$

$$100+100=\underline{\hspace{2cm}}$$

200

$$100+700=\underline{\hspace{2cm}}$$

800

$$200+300=\underline{\hspace{2cm}}$$

500

$$400+400=\underline{\hspace{2cm}}$$

800

$$200+100=\underline{\hspace{2cm}}$$

300

$$400+100=\underline{\hspace{2cm}}$$

500

$$\begin{array}{r} 700 \\ +100 \\ \hline \end{array}$$

800

$$\begin{array}{r} 400 \\ +300 \\ \hline \end{array}$$

700

$$\begin{array}{r} 500 \\ +200 \\ \hline \end{array}$$

700

$$\begin{array}{r} 200 \\ +600 \\ \hline \end{array}$$

800

Fact or fantasy.

Some stories that you read tell you facts about things. They tell you what could really happen.

Some stories tell about things that could not happen. In these stories, animals may talk or act like people. These stories are called fantasy.

Write fact or fantasy by the sentences that they correspond.

_____Some elephants live in the jungle.fact

_____The pig built a brick house.fantasy

_____The oven said, "The cake is done."fantasy

_____A zookeeper takes care of animals.fact

_____Autumn floated away on a cloud.fantasy

_____That monkey grabbed my hat!!fact

_____The elephant read three books today.fantasy

_____That elephant enjoys eating peanuts.fact

Letter q

Write a new word that starts with a



Now write a full sentence with the word in it. Remember to capitalize the first word and put an ending mark.

Practice reading the following words out loud. Write on index cards and have them take a step towards you after they say them or clap their hands, or do jumping jacks for each correct word. Any motor activity to get them moving. Keep out the words they need help on. Use the other words they missed from the day before.

five
found
gave
goes
green
its
made
many
off
or
pull
read
right
sing

Regrouping hundreds

Remember when we had to carry over the extra while adding from the ones to the tens? Now we will do it with the hundreds. It is the same concept. Start on the right hand side and continue moving toward the left.

$$\begin{array}{r} 375 \\ +435 \\ \hline 810 \end{array}$$

Add:

$$\begin{array}{r} \square \\ 129 \\ +203 \\ \hline 332 \end{array}$$

$$\begin{array}{r} \square \\ 263 \\ +119 \\ \hline 382 \end{array}$$

$$\begin{array}{r} \square \\ 288 \\ +306 \\ \hline 594 \end{array}$$

$$\begin{array}{r} \square \\ 247 \\ +164 \\ \hline 411 \end{array}$$

$$\begin{array}{r} \square \\ 388 \\ +213 \\ \hline 601 \end{array}$$

$$\begin{array}{r} \square \\ 538 \\ +202 \\ \hline 740 \end{array}$$

In each row, circle the word that is spelled wrong. If none are spelled wrong, circle No Mistake

middle	midle	riddle	no mistake
large	garage	barje	no mistake
dancing	fencing	forced	no mistake
vacation	action	fraction	no mistake
sleeve	believe	receive	no mistake
explane	unchain	against	no mistake
breakfast	lunch	dinnor	no mistake
square	skirt	scarf	no mistake
trinket	blankit	thankful	no mistake
measure	pleasant	lether	no mistake
childrun	different	problem	no mistake
meself	ourselves	selfish	no mistake
sugar	ashes	finish	no mistake
gentle	jungle	gardin	no mistake
turkey	monky	skunk	no mistake

Letter r

Write a new word that starts with a



Now write a full sentence with the word in it. Remember to capitalize the first word and put an ending mark.

Practice reading the following words out loud. Write on index cards and have them take a step towards you after they say them or clap their hands, or do jumping jacks for each correct word. Any motor activity to get them moving. Keep out the words they need help on. Use the other words they missed from the day before.

sit
sleep
tell
their
these
those
upon
us
use
very
wash

Which of these is the same as 1 day?

- a) 2 weeks
- b) 24 hours
- c) 24 minutes
- d) 2880 minutes

Fill in the missing numbers?

842, 852, 862, __872__, _882____,892

You have 2 quarters, 3 dimes, 1 nickels, and 3 pennies.

How much money do you have?_____

88

If you buy a candy bar for 65 cents. How much will you have left?_____

23

At Ashley's wedding reception, there were 321 guests but only 178 meals. How many more meals were needed?_____

143

[illegible]

Letter s

Write a new word that starts with a



Now write a full sentence with the word in it. Remember to capitalize the first word and put an ending mark.

Practice reading the following words out loud. Write on index cards and have them take a step towards you after they say them or clap their hands, or do jumping jacks for each correct word. Any motor activity to get them moving. Keep out the words they need help on. Use the other words they missed from the day before.

which

why

wish

work

would

write

your

What is the geometric name for a figure that looks like the

earth _____ sphere

a pipe that carries water _____ cylinder

Indian teepees _____ cone

Write the following in words

1. _____ one

2. _____ two

3. _____ three

4. _____ four

5. _____ five

6. _____ six

7. _____ seven

8. _____ eight

9. _____ nine

10. _____ ten

Circle the word in each row that is made up of a compound word.

carrot	harbor	herself
mailbox	listen	drawing
closet	airplane	fasten
football	looked	backing
pencil	follow	outside
bottle	bluebird	hundred
fiddle	rather	bedroom
inches	someone	teacher
anyway	making	after

Letter t

Write a new word that starts with a

Now write a full sentence with the word in it. Remember to capitalize the first word and put an ending mark.

Letter u

Write a new word that starts with a

Now write a full sentence with the word in it. Remember to capitalize the first word and put an ending mark.

Write the numbers


2 hundreds, 6 tens, and 7 ones=_____267

9 hundreds, 8 tens, and 1 ones=_____981

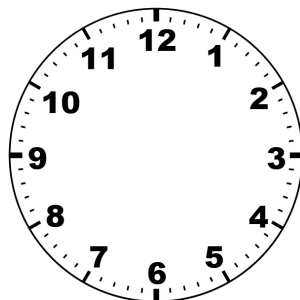
3 hundred and 4 ones=_____304

$$\begin{array}{r} 35 \\ 36 \\ +12 \\ \hline 83 \end{array}$$

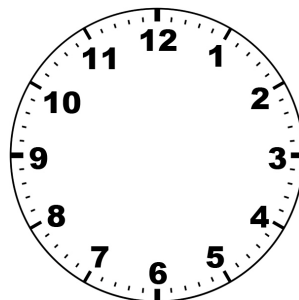
$$\begin{array}{r} 224 \\ +458 \\ \hline 682 \end{array}$$



5:30



1:00



9:30

Circle the word that rhymes with the first word.

new	newt	now	two
red	said	real	seed
mop	top	tip	tap
ride	ray	cried	rice
moon	foot	moo	June
rain	lake	lane	paint
four	dry	fork	poor
own	now	phone	noon
more	fear	mow	for

Letter v

Write a new word that starts with a

Now write a full sentence with the word in it. Remember to capitalize the first word and put an ending mark.

Letter w

Write a new word that starts with a

Now write a full sentence with the word in it. Remember to capitalize the first word and put an ending mark.

$$\begin{array}{r} 452 \\ - 210 \\ \hline \end{array}$$

$$\begin{array}{r} 17 \\ - 6 \\ \hline \end{array}$$

$$\begin{array}{r} 43 \\ - 38 \\ \hline \end{array}$$

$$242$$

$$11 \quad 5$$

Which contain numbers that are all less than 19?

- a) 7, 15, 10, 18
- b) 91, 20, 32, 57
- c) 18, 6, 23, 65
- d) 12, 81, 17, 4

What shape is third from the star?



- a) star
- b) circle
- c) square
- d) heart
- e) cylinder

Pick a topic. Write a short story about it.

What a party!

Learning to Ride a Bike.

I Can't Fall Asleep

Title: _____

Beginning: _____

Middle: _____

End: _____

Letter x

Write a new word that starts with a

Now write a full sentence with the word in it. Remember to capitalize the first word and put an ending mark.

Letter y

Write a new word that starts with a

Now write a full sentence with the word in it. Remember to capitalize the first word and put an ending mark.

Letter z

Which numbers should go in blank spaces when you count by ones?

38, 39, _____, 41, 42, 43, _____

- a) 40 and 44
- b) 29 and 45
- c) 30 and 46
- d) 39 and 44

Which number is the expanded numeral for seven hundred eighty-six?

- a) $60+80+70$
- b) $70+80+60$
- c) $700+80+6$
- d) $70+86$

There are 57 unbaked cookies on the counter. Each pan will hold ten cookies. How many pans can be filled completely with cookies?

- a) 7
- b) 5
- c) 10
- d) 6

Which group of numbers is in the correct counting order?

- a) 79, 78, 77, 80, 81
- b) 78, 79, 77, 80, 81
- c) 77, 78, 79, 80, 81
- d) 79, 77, 78, 81, 80

Circle the compound word in each row.

frying	mitten	raincoat
notebook	other	parent
fresher	bathtub	bottle
wisdom	upstairs	artist
finger	grassy	birthday
remain	sidewalk	happen

Write a sentence with a compound word in it.

[illegible]

Let's practice counting on the hundreds chart. Count out loud. Practice counting by 2's, 5's, 10's. Can you do 3's ? 4's?

1	2	3	4	5	6	7	8	9	10
11	12	13	14	15	16	17	18	19	20
21	22	23	24	25	26	27	28	29	30
31	32	33	34	35	36	37	38	39	40
41	42	43	44	45	46	47	48	49	50
51	52	53	54	55	56	57	58	59	60
61	62	63	64	65	66	67	68	69	70
71	72	73	74	75	76	77	78	79	80
81	82	83	84	85	86	87	88	89	90
91	92	93	94	95	96	97	98	99	100

SUNDAY	MONDAY	TUESDAY	WEDNESDAY	THURSDAY
FRIDAY	SATURDAY	WEEKDAY	WEEKEND	

O	T	H	J	D	U	M	S	U	B	U	N	H	G
B	M	J	L	F	L	Y	U	J	G	E	R	Q	U
V	O	W	N	V	H	E	N	H	G	N	V	C	I
J	E	B	K	D	K	I	D	P	X	D	K	O	M
S	A	K	G	P	P	K	A	O	P	S	J	N	T
L	K	O	P	M	A	W	Y	B	W	A	Q	H	M
C	T	V	E	A	Z	J	V	G	E	T	P	Y	U
W	E	D	N	E	S	D	A	Y	E	U	T	F	R
T	U	E	S	D	A	Y	U	B	K	R	M	R	T
T	H	U	R	S	D	A	Y	M	E	D	O	I	C
W	E	E	K	D	A	Y	H	H	N	A	N	D	H
A	B	Q	G	J	T	M	V	Q	D	Y	D	A	O
K	S	A	U	M	V	H	T	N	O	B	A	Y	M
N	S	G	O	A	G	J	L	J	J	L	Y	J	G

If your parents allowed you to have any type of pet, what would it be? Draw a picture and write 3 sentences about it.



Grab a deck of cards and play WAR!

You will only need the number cards for this game.

Divide the cards among the number of players.

Keep the cards face down.

Each person flips up a card simultaneously.

The person with the highest card wins the “war”.

If the cards are tied, the people who tied, flip another card to see who gets higher.

A syllable is a part of a word.

You can count the number of syllables in a word by counting the number of beats in the word.

Read the words below. Listen to the number of syllables in each word.

car=1

pump kin=2

Read each word. Circle the number of syllables in each word

mosquito

1 2 3

pumpnickel

2 3 4

Japanese

2 3 4

American

2 3 4

Christmas

1 2 3

Thanksgiving

1 2 3

How many syllables does your FULL name have? _____

List three of your favorite:

People			
Places to visit			
Desserts			
foods			
animals			

Lets fill in the hundreds chart starting at 101

101	102			105		107		109	110
		113			116			119	
121				125			128		
131				135			138		
141				145			148		
151				155			158		
161				165			168		
171				175			178		
181				185			188		
191				195				199	200

Circle the correct word that fits.

Jadyn put some oats in a _____
pain pail may

Then she grabbed a bundle of _____
stay nail hay

Lauren fed the _____ horse.
gray day rain

Then she brushed the horse's _____.
tray tail raid

Ashlyn wrote a letter about biking on a mountain _____.
paid gain trail

Ashlyn put the letter in the _____.
mail say wait

write a sentence using the two words listed.

swing monkey

candy party

paint wall

confetti surprise

bird worm

Get two dice and roll 'em.

Here is a fun way for student's to improve recall of math facts. Have student's roll the dice and either add or subtract the two numbers. Then starting at the bottom of the recording sheet, have the student color in the correct box depicting the sum or difference rolled. Have student's continue in this same manner until they reach the top of one column. Have them announce which number reached the top first.

0	1	2	3	4	5	6	7	8	9	10	11	12

Circle the correct homophone.

"I ate the (whole, hole) doughnut," said Matthew.

"Did you eat the (hole, whole) in the middle too?" asked Sue.

Did you (no, know) that our sun is really a star?

There is (no, know) way to count all the stars.

"I will (sew, so) a new dress for Mady," said my mom.

"And (so, sew) will I," said Aunt Julie.

"She will look (so, sew) pretty," said my mom.

Lauren (blew, blue) her whistle loudly.

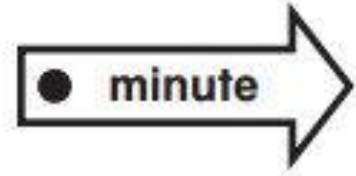

My (ant, aunt) is coming to the park with us.

My (sun, son) is Evan.

Do you want (two, to) cookies with your lunch?

I want to go along (to, too)

Draw 2 stars	Draw 1 circle	Draw 2 sad faces
Draw a square	Draw a star	Draw a red heart
Draw a yellow kite	Draw 3 horizontal lines	Draw 2 vertical lines
Draw a circle	Draw a pentagon	Draw a brown cat
Draw a black bear	Draw a tan cat	Draw 4 hearts
Draw a happy face	Draw a mad face	Draw a stick person



Practice telling time on the clock with your child.

Intentionally left blank

Grab a deck of cards and play WAR!

You will only need the number cards for this game.

Divide the cards among the number of players.

Keep the cards face down.

Each person flips up a card simultaneously.

The person with the highest card wins the “war”.

If the cards are tied, the people who tied, flip another card to see who gets higher.

Do you know the colors of the rainbow? ROY G BIV (red, orange, yellow, green, blue, indigo, violet). Draw a rainbow with other outside pictures.



What might you find at the end of the rainbow?

Take this chart and use tally marks to count how many objects are in our home. Then count the tally marks.

windows_____	doors_____	benches_____
rugs_____	fans_____	fireplaces_____
tv's_____	trash cans_____	phones_____

Fill in the following with action verbs. An action verb does something.

Brooklyn _____ on her bike. rides

Collin _____ a football. throws

Jadyn likes to _____ with her cats. sit

Autumn can _____. flip

Jentzen _____ the kite. flies

Stephen _____ in the lake. swims

Madelyn _____ chocolate ice cream. ate

Lauren _____ at church. sings

Ashlyn _____ in her car. rides

About me

My name is _____

I was born in _____

My favorite colors are _____

My favorite hobbies are _____

My favorite foods to eat are _____

My favorite places to visit is _____

My favorite movie is _____

My favorite book is _____

I laugh and smile when _____

I will make the world a better place by _____

Math facts out loud

Read the following math facts to your child out loud and have them answer. If they learn best by moving---have them clap their hands every time they answer. If they miss any, circle to work on it. Copy the ones that they miss and write them on an index card to continue practicing throughout the week.

$0+3=3$

$0+4=4$

$0+5=5$

$1+3=4$

$1+4=5$

$1+5=6$

$2+3=5$

$2+4=6$

$2+5=7$

$3+3=6$

$3+4=7$

$3+5=8$

$4+3=7$

$4+4=8$

$4+5=9$

$5+3=8$

$5+4=9$

$5+5=10$

$6+3=9$

$6+4=10$

$6+5=11$

$7+3=10$

$7+4=11$

$7+5=12$

$8+3=11$

$8+4=12$

$8+5=13$

$9+3=12$

$9+4=13$

$9+5=14$

Write a word from the word box below.

leash	booth	graph	stitches
pitcher	mashed	mouth	teacher

You may sit here in a diner or restaurant. ____BOOTH

Some people like their potatoes made this way. ____MASHED__

Use this when walking the dog. ____LEASH__

You can learn a lot from this person. ____TEACHER____

Fix a rip in your clothes with these. ____STITCHES____

You look at this for information. ____GRAPH____

You use this when you talk and eat. ____MOUTH____

This baseball player throws the ball to the batterPITCHER____

What makes you alike and different from your sibling or friend?

What makes you different?	How you are alike?	What makes your friend different?

Math facts out loud

Read the following math facts to your child out loud and have them answer. If they learn best by moving---have them clap their hands every time they answer. If they miss any, circle to work on it. Copy the ones that they miss and write them on an index card to continue practicing throughout the week.

$0+3=3$

$0+4=4$

$0+5=5$

$1+3=4$

$1+4=5$

$1+5=6$

$2+3=5$

$2+4=6$

$2+5=7$

$3+3=6$

$3+4=7$

$3+5=8$

$4+3=7$

$4+4=8$

$4+5=9$

$5+3=8$

$5+4=9$

$5+5=10$

$6+3=9$

$6+4=10$

$6+5=11$

$7+3=10$

$7+4=11$

$7+5=12$

$8+3=11$

$8+4=12$

$8+5=13$

$9+3=12$

$9+4=13$

$9+5=14$

Choose a word from the box to finish the sentences.

furious	snoop	emergency	impatient	demand	sincerely
---------	-------	-----------	-----------	--------	-----------

Evan felt ____IMPATIENT____as he waited in line.

Collin knew not to____SNOOP____through the wrapped gifts.

Stephen was _SINCERELY_____thankful for the help.

The building caught fire, and everyone inside used the ____EMERGENCY_____ exit.


Dad was ____FURIOUS_____when he hit his thumb with the hammer.

We learned you cannot ____DEMAND_____more recess.

Write a sentence using a word from the box.

Why I Like Fridays

Draw a picture illustrating your story.



Handwriting practice lines consisting of multiple sets of three horizontal lines (top solid, middle dashed, bottom solid) for writing.

Math facts out loud

Read the following math facts to your child out loud and have them answer. If they learn best by moving---have them clap their hands every time they answer. If they miss any, circle to work on it. Copy the ones that they miss and write them on an index card to continue practicing throughout the week.

$0+3=3$

$0+4=4$

$0+5=5$

$1+3=4$

$1+4=5$

$1+5=6$

$2+3=5$

$2+4=6$

$2+5=7$

$3+3=6$

$3+4=7$

$3+5=8$

$4+3=7$

$4+4=8$

$4+5=9$

$5+3=8$

$5+4=9$

$5+5=10$

$6+3=9$

$6+4=10$

$6+5=11$

$7+3=10$

$7+4=11$

$7+5=12$

$8+3=11$

$8+4=12$

$8+5=13$

$9+3=12$

$9+4=13$

$9+5=14$

This image shows a full page of handwriting practice paper. It features ten identical rows of horizontal guidelines. Each row is defined by three lines: a solid top line, a dashed midline, and a solid bottom line. The rows are evenly spaced across the entire page, providing ample space for practicing letter formation and alignment. There is no text or other markings on the page.

Write your birthday _____

Write a word that makes you think of SUMMER. Start each word with the letters in SUMMER.

S

U

M

M

E

R

Math facts out loud

Read the following math facts to your child out loud and have them answer. If they learn best by moving---have them clap their hands every time they answer. If they miss any, circle to work on it. Copy the ones that they miss and write them on an index card to continue practicing throughout the week.

$0+6=6$

$0+7=7$

$0+8=8$

$1+6=7$

$1+7=8$

$1+8=9$

$2+6=8$

$2+7=9$

$2+8=10$

$3+6=9$

$3+7=10$

$3+8=11$

$4+6=10$

$4+7=11$

$4+8=12$

$5+6=11$

$5+7=12$

$5+8=13$

$6+6=12$

$6+7=13$

$6+8=14$

$7+6=13$

$7+7=14$

$7+8=15$

$8+6=14$

$8+7=15$

$8+8=16$

$9+6=15$

$9+7=16$

$9+8=17$

Add the correct punctuation to the following sentences. It can be a (? ! .)

Are you coming over ?

!Watch out for the ball

.The door is closed

?Will we have tea

!Hurry, we are leaving

.The cat is my favorite pet


.Apples are my favorite fruit

?Do you like to eat apples


Keep a picture diary to help you remember the events of four days this past week. Label each box with a day of the week and draw a picture or write what you did.




A large rounded rectangle with a dashed orange border. Inside the top section, there are three horizontal lines: a solid top line, a dashed middle line, and a solid bottom line, providing space for writing a day of the week and a description.



A large rounded rectangle with a dashed blue border. Inside the top section, there are three horizontal lines: a solid top line, a dashed middle line, and a solid bottom line, providing space for writing a day of the week and a description.



A large rounded rectangle with a dashed orange border. Inside the top section, there are three horizontal lines: a solid top line, a dashed middle line, and a solid bottom line, providing space for writing a day of the week and a description.



A large rounded rectangle with a dashed orange border. Inside the top section, there are three horizontal lines: a solid top line, a dashed middle line, and a solid bottom line, providing space for writing a day of the week and a description.

Math facts out loud

Read the following math facts to your child out loud and have them answer. If they learn best by moving---have them clap their hands every time they answer. If they miss any, circle to work on it. Copy the ones that they miss and write them on an index card to continue practicing throughout the week.

$0+6=6$

$0+7=7$

$0+8=8$

$1+6=7$

$1+7=8$

$1+8=9$

$2+6=8$

$2+7=9$

$2+8=10$

$3+6=9$

$3+7=10$

$3+8=11$

$4+6=10$

$4+7=11$

$4+8=12$

$5+6=11$

$5+7=12$

$5+8=13$

$6+6=12$

$6+7=13$

$6+8=14$

$7+6=13$

$7+7=14$

$7+8=15$

$8+6=14$

$8+7=15$

$8+8=16$

$9+6=15$

$9+7=16$

$9+8=17$

sunday	sonday	weekend	all correct
thank	think	thenk	all correct
free	drive	bring	all correct
teach	teeach	change	all correct
febuary	february	each	all correct
thanksgiving	valanetines	birthday	all correct
stamp	hand	camp	all correct
upin	upon	friend	all correct

Write a statement about ice cream.



Write a question about ice cream.



Write an exclamation about ice cream.

Math facts out loud

Read the following math facts to your child out loud and have them answer. If they learn best by moving---have them clap their hands every time they answer. If they miss any, circle to work on it. Copy the ones that they miss and write them on an index card to continue practicing throughout the week.

$0+6=6$

$0+7=7$

$0+8=8$

$1+6=7$

$1+7=8$

$1+8=9$

$2+6=8$

$2+7=9$

$2+8=10$

$3+6=9$

$3+7=10$

$3+8=11$

$4+6=10$

$4+7=11$

$4+8=12$

$5+6=11$

$5+7=12$

$5+8=13$

$6+6=12$

$6+7=13$

$6+8=14$

$7+6=13$

$7+7=14$

$7+8=15$

$8+6=14$

$8+7=15$

$8+8=16$

$9+6=15$

$9+7=16$

$9+8=17$

spring	sumer	winter	no mistake
womin	woman	girl	no mistake
flew	drive	sing	no mistake
jump	jumped	jumpped	no mistake
parti	party	birthday	no mistake
beich	beach	lake	no mistake
climb	hop	twirl	no mistake

Write a sentence that tells about something you have

Write a sentence that tells about something your friend has

55 boys and 36 girls play basketball. How many more boys than girls play basketball?

_____ = _____

19

There are 48 chickens in the field. There are 24 more in the barn. How many chickens are there altogether?

_____ = _____

72

There are 17 frogs in the pond. There are five frogs in the grass. How many frogs are there?

_____frogs22

abcdefghijklmnopqrstuvwxyz

Grab 5 books. Put them in ABC order according to the authors last name.

Grab objects. Put them in ABC order. If you need to write the names down, do so.

List your family members name in ABC order.

Tell about a fun day that you spent with a sibling or friend.

2. FIRST,

3. THEN,

1. I had a great time with my friend _____

4 LATER,

5 😊

Fill in the chart counting by 2s

2	4	6	8	10	12	14	16	18	20
---	---	---	---	----	----	----	----	----	----

Count by 5's

5	10	15	20	25	30	35	40	45	50
---	----	----	----	----	----	----	----	----	----

Count by 10's

10	20	30	40	50	60	70	80	90	100
----	----	----	----	----	----	----	----	----	-----

Which word has the same ending as the word “own”

peck phone swing pack

In ABC order, which of the following would come after “letter”?

strike forest own animal

Which word begins with the same sound as in the word “picnic”?

forest swing party now

Which of the following words does not rhyme with ball?

fall small wall car tall

Which of the following words does not rhyme with lake?

rake cake make fake lab

In a book which part of the book tells you what the chapters are called?

index glossary table of contents

Summer fun checklist

Make a list of fun things to do this summer. Example: build a sand castle, make lemonade, etc. Check off if you did it.

☐

☐

☐

☐

☐

☐

Mr. Maryon's class made team banners. They sold 8 banners for \$2 each. How much did the class earn? _____

16

There are 5 tall clowns and 4 short clowns at the circus. Each clown is holding 2 balloons. How many balloons are the clowns holding?

- a) 18 balloons
- b) 16 balloons
- c) 14 balloons
- d) 9 balloons

Ashlyn studies 2 hours a day 5 days a week. How many hours a week does she study?

- a) 3 hours
- b) 7 hours
- c) 10 hours
- d) 14 hours

Count out loud to 130

Count by 5's to 50

Count by 2's to 32

Determine whether each of the following sentences are currently correct, or if the verb should be replaced by a different word.

Collin **am** going to the store.

- a) correct
- b) is
- c) was
- d) were
- e) does

The teachers **are** going to go to the movie.

- a) correct
- b) am
- c) is
- d) were
- e) was

One day I **were** at the movies and lost a dollar.

- a) correct
- b) was
- c) were
- d) am
- e) does

I **be** get all of the questions right!

- a) correct
- b) am
- c) is
- d) were
- e) will

Writing a story about finding a stray cat.

What happened first?

What happened next?

What happened last?

Hundreds Chart

Practice by filling in the chart from 1-100

1				5					10
				15					20
				25					30
				35					40
				45					50
				55					60
				65					70
				75					80
				85					90
				95					100

When you have 12 of something you have a dozen. Like if you have 12 eggs you have a "dozen" eggs. Half of a dozen is 6.

Write the plurals for the following nouns:

Car _____ cars

Box _____ boxes

Tooth _____ teeth

Girl _____ girls

Mouse _____ mice

Woman _____ women

Toy _____ toys

Couch _____ couches

House _____ houses

I want you to draw the parts of a flower and label them.

Grab a deck of cards and play WAR!

You will only need the number cards for this game.

Divide the cards among the number of players.

Keep the cards face down.

Each person flips up a card simultaneously.

The person with the highest card wins the “war”.

If the cards are tied, the people who tied, flip another card to see who gets higher.

Tell which of the following is a sentence (S) or not a sentence (NS).

_____ Go the park NS

_____ Brooklyn has brown hair. S

_____ Brooklyn hair. NS

_____ Brooklyn is 9 years old. S

_____ She is pretty. S

CIRCLE the subjects. Remember the subject tells who or what the sentence is about.

1. The cat is playing with the string.
2. We are going to eat ice cream.
3. The fish is swimming in the pond.
4. Dad and I are going to go fishing.
5. Brooklyn is playing with her dolls.
6. I am going to the park.

UNDERLINE the predicate.

7. Our dog Sadie likes to eat grass.
8. Molly is our friend.
9. We enjoy walking down the mountain.
10. The sunset is beautiful.
11. North Carolina is a pretty state.
12. Brooklyn is funny.

I want you to draw the parts of an insect and label them.

Hundreds Chart

Fill in the chart

1				5					10
11				15					20
21				25					30
31				35					40
41				45					50
51				55					60
61				65					70
71				75					80
81				85					90
91				95					100

Lets practice writing letters correctly. Use your BEST writing.

A

B

C

D

E

F

G

H

I

J

K

L

a

b

c

d

e

f

g

h

i

j

k

l

How many months are there in one year?_____12

Name all of the months to your teacher.....

What number month is your birthday?_____

How many days of the week are there?_____7

Write the days of the
week?_____

Name me a month that spring occurs?_____

Name me a month that winter occurs?_____

Name me a month when summer occurs?_____

Name me a month when falls occurs?_____

What day was it yesterday?_____

What day is it tomorrow?_____

What day do we go to church on?_____

What day does the weekend begin on?_____

When is your birthday?_____

What is todays date—the month, day, and year?_____

What year is it?_____

What year were you born in?_____

How much is a penny worth?_____1 CENT

How much is a nickel worth?_____FIVE CENTS

How much is a dime worth?_____TEN CENTS

How much is a quarter worth?_____ TWENTY-FIVE CENTS

How many quarters make \$1.00?_____4

How many dimes make \$1.00?_____10

How many nickels make \$1.00?_____20

How many pennies make \$1.00?_____100

Count by 10's

10	20	30	40	50	60	70	80	90	100
----	----	----	----	----	----	----	----	----	-----

County by 25's

25	50	75	100
----	----	----	-----

County by 5's

5	10	15	20	25	30	35	40	45	50
55	60	65	70	75	80	85	90	95	100

M

N

O

P

Q

R

S

T

U

V

W

X

Y

Z

m

n

o

p

q

r

s

t

u

v

w

x

y

z

What are some things that you look forward to seeing or doing in the fall time? Draw a picture and write a bunch of words saying what you will enjoy. They don't have to be sentences, just fragments. For ex: caramel apples, fall leaves, fires, orange, red, burning leaves.