

The letter "a" makes the sound (the short sound not the long one)

A

a

A

A

1

Draw me one apple

Draw me one cat

Let's practice writing your name:

Handwriting practice lines consisting of four sets of three horizontal lines (top, dashed middle, bottom) for writing practice.

A

a

2

Draw me 2 hearts

Draw me 2 sunshines

The letter "e" makes the sound.....(the short not the long)Let's practice making "e"

E

e

E e

Let's write your name

3

Draw me 3 triangles

Draw me 1 circle

Draw me 2 squares

What sound does the letter "a" make?

A a

What sound does the letter "e" make?

E e

1 2

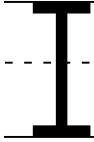
3

Show me 1,2,3 fingers

Write your name:

Blank handwriting lines for writing a name.

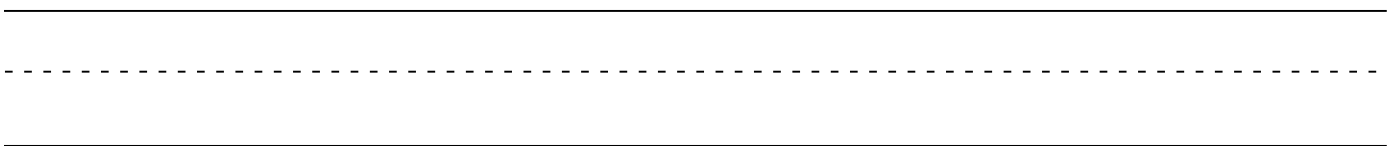
The letter "i" makes the sound.....(the short not the long) Let's write some 'i'

A large uppercase letter 'I' is positioned on a set of three horizontal lines: a solid top line, a dashed middle line, and a solid bottom line. The letter 'I' spans from the top line to the bottom line.A lowercase letter 'i' is positioned on a set of three horizontal lines: a solid top line, a dashed middle line, and a solid bottom line. The letter 'i' starts at the middle line, goes down to the bottom line, and has a dot above it.A large number '4' is positioned on a set of three horizontal lines: a solid top line, a dashed middle line, and a solid bottom line. The number '4' spans from the top line to the bottom line.

Show them how to write the other number "4" with the top open(my computer font would not do this).

Draw me 4 stick people

Write your name:

A set of three horizontal lines for writing a name: a solid top line, a dashed middle line, and a solid bottom line.

A

a

E

e

I

i

5

Draw me 5 trees

Let's write your name:

Blank handwriting lines for writing a name.

The letter "o" makes the sound...(the short not the long) practice writing "o"

O

o

Practice writing your first AND last name

6

Draw me 6 umbrellas

A

a

E

e

I

i

O

o

7

Draw me 7 presents



The letter 'u' makes the sound...(short not long) Practice writing "u"

U

u

8

Draw 8 kites

Write your first and last name

Blank handwriting lines for writing a name, consisting of two sets of three horizontal lines (top, dashed middle, bottom).

REVIEW of the Vowels—practice going over the short vowel sounds with your child. Notice that there are 2 styles of the letter “a” that your child will be seeing in reading.

a e i o u

e o a u i

i o u u a

e e a i o

---

1. Dictate the letters to your child and have them write them all the capital and lower case vowels. 2. Have them write the numbers 1-8 3. Have them write their full name

---

---

---

---

---

---

---

---

---

---

---

Practice the vowel sounds

a e i o u

e o a u i

i o u u a

e e a i o

Dictate and have them write all the vowels -big and small

\_\_\_\_\_

-----

\_\_\_\_\_

\_\_\_\_\_

-----

\_\_\_\_\_

9

Draw 9 moons

2 pages We will begin with the "s" blend. Have your child read it to you. Assure them that they do not make words only sounds and it sounds silly sometimes.

a	s-a	sa
e	s-e	se
i	s-i	si
o	s-o	so
u	s-u	su

su so si se sa

se su so sa si

Write your first and last name

---

---

---

---

---

---

---

---

S

s

10

Draw me 10 homes

3 pages Do the "m" sound. Remember we are not reading words only blends.

a	m-a	ma
e	m-e	me
i	m-i	mi
o	m-o	mo
u	m-u	mu

Ma me mi mo mu

Se si sa su so

M

m

1 1

12

Draw me 12 party hats

Draw me 11 clouds

Aa Ee

Ii Oo

Uu Ss

M m

1 2 3 4

5 6 7 8

9 10

Write your full name

Blank handwriting lines for writing a name.

Draw: triangle square circle star rectangle heart



2 pages. Read the "n" sound. Keep practicing this until your child knows this sound well.

a	n-a	na
e	n-e	ne
i	n-i	ni
o	n-o	no
u	n-u	nu

Na          ni          ne          no          nu  
Su          se          sa          mi          mo

N

n

1. write word "mom" and "sun"
2. Show them how to write their birthday June 10,1995
3. Write the numbers 1-13 on the lines.

Handwriting practice lines consisting of four sets of three horizontal lines each. Each set includes a solid top line, a dashed middle line, and a solid bottom line.

Draw a diamond shape

Draw a star shape

Draw a pentagon

Draw a rectangle

2 pages. Say the "r" blends.

a	r-a	ra
e	r-e	re
i	r-i	ri
o	r-o	ro
u	r-u	ru

ra re ri ro ru

ni mu se na si

ra ra-n ran

R

r

1. Have your child write the word "ran" "son" and "mom"

2 have them write their birthday      3 write out numbers 1-15

---

---

---

---

---

---

---

---

---

---

---

---

---

---

---

---

---

---

---

---

---


---

---


---

Get a deck of cards out and remove all of the letters. Play war with your child. Each child gets an even number of cards until the deck is dealt. Put one card down at a time. The player with the higher number cards wins the "war" and takes both cards. Continue until no cards are left.


Color the following shapes




red




orange




yellow



green



blue

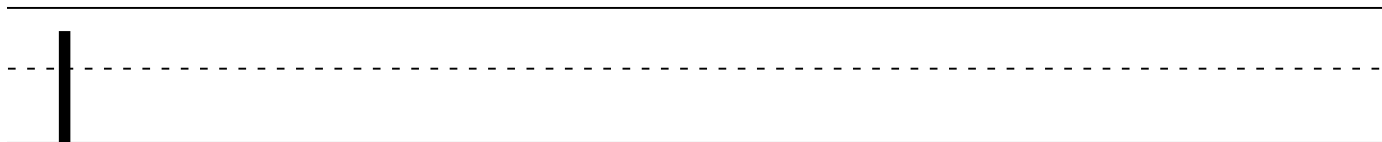
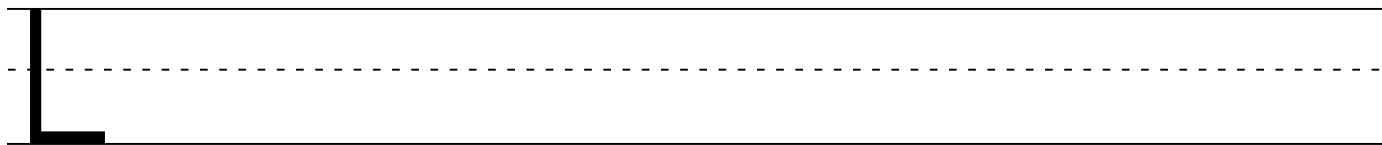


purple

2 pages. Say the "l" blends


a	l-a	la
e	l-e	le
i	l-i	li
o	l-o	lo
u	l-u	lu

la            le            li            lu            lo  
ni            se            ra            mu            no  
mo            mo-m            mom




1. have your child write their birthday. 2. Have them write their full name. 3. Have them write 1-20


Handwriting practice lines consisting of four sets of three horizontal lines each. Each set includes a solid top line, a dashed middle line, and a solid bottom line.




Red




blue




green




yellow




Orange



purple



brown



black

2 pages. Practice the "f" blends

a	f-a	fa
e	f-e	fe
i	f-i	fi
o	f-o	fo
u	f-u	fu

fa fe fo fi fu  
ru se lo ni mo  
fu fu-n fun

F

f

1. Dictate the following letters and have your child write them out big and then small.


AEIOUSMNRL

2. Have them write their birthday. 3. Have them write 1-20


Handwriting practice lines consisting of four sets of three horizontal lines (top solid, middle dashed, bottom solid).




red




green



orange



purple



blue



yellow

Play war again



2 pages. Say the "h" blends

a	h-a	ha
e	h-e	he
i	h-i	hi
o	h-o	ho
u	h-u	hu

hi ha he ho hu

ra fe mu si no

hi hi-m him

H

h

1. Have them write their full name. 2. Have them write the words: "fun" "sun" "run"
3. Draw X in the squares for each number

---

---

---

---

---

---

---

---

1	2	3	4
5	6	7	8
9	10	11	12
13	14	15	16
17	18	19	20

2 pages. Practice learning the "d" blends

a	d-a	da
e	d-e	de
i	d-i	di
o	d-o	do
u	d-u	du

da di do de du

ne mi ho su ra

da da-d dad

D

d

write your name and birthday

What number comes next:

2		XXXX	12	
7		XXXX	19	
5		XXXX	15	
8		XXXX	18	
1		XXXX	10	
3		XXXX	11	
13		XXXX	20	

2 pages. Practice the "b" blends.

a	b-a	ba
e	b-e	be
i	b-i	bi
o	b-o	bo
u	b-u	bu

Bo            ba            bi            bu            be

Du            ne            mi            su            fa

Bu            bu-n            bun

B

b

Dictate and have your child write the letters they have already learned. Do the upper first and then the lowercase. On the chart fill in the number that comes next.

A,E,I,O,U,S,M,N,R,L,F,H,D

Handwriting practice lines consisting of four sets of three horizontal lines (top solid, middle dashed, bottom solid).

3		XXX	17	
2		XXX	13	
19		XXX	11	
10		XXX	17	
5		XXX	18	
7		XXX	13	
9		XXX	12	
1		XXX	14	

3 pages. Let's learn the "p" blends.

a	p-a	pa
e	p-e	pe
i	p-i	pi
o	p-o	po
u	p-u	pu

pu      po      pi      pa      pe

mu      bi      ha      fe      ra

pe      pe-n      pen

Have your child write the following words as you dictate them: jam, ran, sun, bun, pad, dip.  
Show them how to put 2 fingers in between each word so they can be read easily.

Handwriting practice lines consisting of four sets of three horizontal lines (top solid, middle dashed, bottom solid).

P

p

have your child cut the next paper up by individual numbers. Have them lay them out in correct order.



1	20	3	2
4	18	11	15
5	8	7	10
6	12	9	17
13	14	16	19

2 pages. Learn about "j" blends.

a	j-a	ja
e	j-e	je
i	j-i	ji
o	j-o	jo
u	j-u	ju

Ju      jo      ji      ja      je

Te      bu      da      mi      so

Ja      ja-m      jam

J

j

You're your full name and birthday.

1

2

3

4

5

6

7

8

9

10

15

20

25

# Number hunt

Have your child use a crayon and mark the numbers as you call them out.

3            10            4            17            21            25

1            0            30            2            9            22

5            11            19            29            6            8

20            27            7            12            16            28

26            14            18            23            24            13

3 pages. Lets learn the letter "g" blends. Notice that there are 2 different styles of "g" we will be doing both as they are both found in books.

a	g-a	ga
e	g-e	ge
i	g-i	gi
o	g-o	go
u	g-u	gu

go      gu      ge      ga      gi

gu      go      ga      ge      gi

ga      ga-s      gas

Have your child write their full name. Then have them write the following words: mad, can, sad, jug, jog, jam.

G

g

# Number hunt

Have your child use a crayon and mark the numbers as you call them out.

3            10            4            17            21            25

1            0            30            2            9            22

5            11            19            29            6            8

20            27            7            12            16            28

26            14            18            23            24            13

2 pages. Let's learn the "v" blends.

a	v-a	va
e	v-e	ve
i	v-i	vi
o	v-o	vo
u	v-u	vu

vu      vo      vi      va      ve  
li      fa      je      go      se      si  
va      va-n      van

Have your child write their full name. Full birthday. Then dictate the following words: can, ban, ran, fan, dan, man, pan.



V

v

Play war with some cards as we did before.

3 pages. Let's learn the letter "t" sounds.

a	t-a	ta
e	t-e	te
i	t-i	ti
o	t-o	to
u	t-u	tu

Tu            ti            ta            to            te

Bi            da            nu            ho            mi

Ti            ti-n            tin

Dictate the following words to your child: rat, cat, fat, sat, mat, bat, hat.

T

t

Grab some small objects: beans, toothpicks, chocolate chips, etc. Help your child put as many objects in each box as there are numbers and do the math problem.

1	+	1	=	
1	+	2	=	
2	+	3	=	
4	+	1	=	
5	+	3	=	
2	+	4	=	
3	+	3	=	
4	+	4	=	

3 pages. Let's learn the "w" blends.

a	w-a	wa
e	w-e	we
i	w-i	wi
o	w-o	wo
u	w-u	wu

wu      wa      wi      we      wo

ga      gi      sa      ba      bo      mi

wa      wa-g      wag

Teach your child their phone number. Also teach them about dialing 911. Have them write both.

Dictate the following words: get, bet, set, met, net, let, wet

W

w

9 1 1

1	+	3	=	
2	+	2	=	
3	+	3	=	
4	+	4	=	
5	+	5	=	
2	+	4	=	
3	+	1	=	
4	+	0	=	

3 pages. Let's learn the "y" sound.

a	y-a	ya
e	y-e	ye
i	y-i	yi
o	y-o	yo
u	y-u	yu

yu    yo    ya    yi    ye

wi    pa    gu    de    si    ma

ya    ya-m    yam

Have your child write their phone number. Have them write the number for an emergency.

Dictate the following words: bed, fed, med, ned, red



Y

y

## Addition facts 1-5

$1+5=$

$2+3=$

$3+3=$

$0+5=$

$4+3=$

$2+5=$

$1+3=$

$3+5=$

$0+4=$

$4+4=$

$2+2=$

$1+1=$

$5+5=$

$3+2=$

3 pages. Let's learn the "z" blends.

a	z-a	za
e	z-e	ze
i	z-i	zi
o	z-o	zo
u	z-u	zu

zu      zi      za      ze      zo

gi      va      su      pe      ni      mi

za      za-p      zap

**\*\*\*** Have your child cut up and put together Zac the Rat printable book—you downloaded.  
Practice reading it until they get it perfected.

Have child write full name, phone number and these words dictated: dad, mad, bad, sad, fad,  
rad, lad

Z z

## Addition facts 1-5

$1+5=$

$2+3=$

$3+3=$

$0+5=$

$4+3=$

$2+5=$

$1+3=$

$3+5=$

$0+4=$

$4+4=$

$2+2=$

$1+1=$

$5+5=$

$3+2=$

2 pages. Practice "s and j" blends. Read across the page.

a s-a sa sa-t sat

e s-e se se-t set

i s-i si si-p sip

o s-o so so-b sob

u s-u su su-n sun

sis sat sun set

a j-a ja ja-m jam

e j-e je je-t jet

i j-i ji Ji-m Jim

o j-o jo jo-g jog

u j-u ju ju-g jug

Jim jog jam jet

---

\*\*\*\*Practice reading Zac the Rat

\*\*\*\*Complete pages 1-3 from the writing journal I

Dictate the following words: sat, set, sip, sob, sun, jam, jet, jog, jug

Handwriting practice lines consisting of solid top and bottom lines with a dashed middle line. There are five sets of these lines arranged vertically on the page.

Grab a ruler and show your child how to count on a number line.

Give them the following math problems and show them how to count up on the line.

$5+2=$

$3+3=$

$2+1=$

$3+4=$

$2+1=$

Give them more as they need practice.

3 pages. Let's practice s,f,r,h blend

Ss

sa	sa-d	sad
se	se-t	set
si	si-t	sit
so	so-b	sob
su	su-n	sun

ff

fa	fa-d	fad
fe	fe-d	fed
fi	fi-n	fin
fo	fo-p	fop
fu	fu-n	fun

Rr

ra	ra-p	rap
re	re-d	red
ri	ri-b	rib
ro	ro-t	rot
ru	ru-g	rug

hh

ha	ha-t	hat
he	he-n	hen
hi	hi-t	hit
ho	ho-t	hot
hu	hu-g	hug

\*\*\*Read zac the rat book.

\*\*\*Do pages 4-6 from journal

Dictate and copy following words: fad, fed, fun, fop, rap, red, rib, rot, rug, hat, hen, hid , hot, hung



Handwriting practice lines consisting of 10 sets of three horizontal lines: a solid top line, a dashed middle line, and a solid bottom line.

I have 1 plate washed and will wash 6 more plates.  
How many plates will I have in all? \_\_\_\_\_

I have 2 shirts that I have folded, I am adding 2  
more. How many will I have in all? \_\_\_\_\_

I am holding up 3 fingers, Autumn is holding up 2  
more fingers. How many fingers is that? \_\_\_\_\_

How many people in our family have brown  
eyes? \_\_\_\_\_

3 pages. Let's work on "m, n, d, b" blends.

Mm

ma	ma-n	man
me	me-t	met
mi	mi-d	mid
mo	mo-p	mop
mu	mu-g	mug

Nn

na	na-g	nag
ne	ne-t	net
ni	ni-p	nip
no	no-d	nod
nu	nu-t	nut

Dd

da	da-d	dad
de	de-n	den
di	di-g	dig
do	do-t	dot
du	d-d	dud

Bb

ba	ba-d	bad
be	be-t	bet
bi	bi-g	big
bo	bo-p	bop
bu	bu-n	bun

Read Zac the Rat.

Dictate the following words: and, ants, can, fan, is, had, jam, map, on, pan, ran, rat, sat

Handwriting practice lines consisting of 10 sets of horizontal lines. Each set includes a solid top line, a dashed middle line, and a solid bottom line.

# Addition facts to 5

$0+0=$

$1+0=$

$2+0=$

$3+0=$

$4+0=$

$0+1=$

$1+1=$

$2+1=$

$3+1=$

$0+2=$

$1+2=$

$2+2=$

$0+3=$

$1+3=$

$0+4=$

$0+5=$

$1+4=$

$2+3=$

$3+2=$

$4+1=$

$5+0=$

3 pages. Let's work on "t,p, g, j" blends

Tt

ta	ta-p	tap
te	te-n	ten
ti	ti-n	tin
to	to-p	top
tu	tu-g	tug

Pp

pa	pa-t	pat
pe	pe-t	pet
pi	pi-n	pin
po	po-t	pot
pu	pu-n	pun

Gg

ga	ga-p	gap
ge	ge-t	get
gi	gi-g	gig
go	go-t	got
gu	gu-m	gum

Jj

ja	ja-m	jam
je	je-t	jet
ji	Ji-m	Jim
jo	jo-g	jog
ju	ju-g	jug

\*\*\*print off Peg the hen story from Starfall, practice with your child

Writing practice: tap, ten, tin, top, tug, pan, pen, pin, pot, pun, get, gig, got, gum, jam, jet, jog, jug.

Handwriting practice lines consisting of ten sets of three horizontal lines: a solid top line, a dashed middle line, and a solid bottom line.

# Addition facts to 5

$0+0=$

$1+0=$

$2+0=$

$3+0=$

$4+0=$

$0+1=$

$1+1=$

$2+1=$

$3+1=$

$0+2=$

$1+2=$

$2+2=$

$0+3=$

$1+3=$

$0+4=$

$0+5=$

$1+4=$

$2+3=$

$3+2=$

$4+1=$

$5+0=$



4 pages. Let's practice l, v, w, y blends

Ll

la	la-p	lap
le	le-g	leg
li	li-p	lip
lo	lo-t	lot
lu	lu-g	lug

Vv

va	va-n	van
ve	ve-t	vet

Yy

ya	ya-m	yam
ye	ye-t	yet
yu	yu-m	yum

Ww

wa	wa-g	wag
we	we-t	wet
wi	wi-g	wig

\*\*\*Practice reading Peg the Hen books. \*\*\*\*do pages 7-9 of journal.

Dictate: lap, leg, lip, lot, van, vet, wag, wet, web, win, wig, yam, yet, yum

Handwriting practice lines consisting of solid top and bottom lines with a dashed midline for letter height guidance. The page contains ten such sets of lines.

Fill in the following chart up to 30


# Practice math facts up to 6

$0+0=$

$1+0=$

$2+0=$

$3+0=$

$4+0=$

$0+1=$

$1+1=$

$2+1=$

$3+1=$

$0+2=$

$1+2=$

$2+2=$

$0+3=$

$1+3=$

$0+4=$

$0+5=$

$1+4=$

$2+3=$

$3+2=$

$4+1=$

$5+0=$

$0+6=$

$1+5=$

$2+4=$

$3+3=$

$4+2=$

$5+1=$

$6+0=$

3 pages. Let's practice reading words. Stick with this today until they know it.

On this page you are going to practice reading the words down the list as quickly as you can. They are grouped with similar words to make it easier. Practice this page over and over until you can become very quick at this.

dad	bet	bin	hop	bug
had	get	din	mop	hug
mad	met	fin	top	dug
sad	pet	win	lop	mug
fad	let	kin	bop	
rad	set			
		did	nod	fun
bag	bed	hid	rod	bun
nag	fed	rid	sod	sun
tag	red	lid	pod	run
sag	led			
		nip	cot	hut
lap	beg	rip	dot	but
nap	leg	tip	hot	gut
map	peg	sip	not	nut
gap	Meg	lip	lot	
tap				
sap				

\*\*\*read Peg the Hen \*\*\*do pages 10-12 of writing journal

Have your child write: full name, phone number, address, and birthday

Let's learn how to count by 2's today. Practice up to 20—look for video

Handwriting practice lines consisting of 10 sets of three horizontal lines: a solid top line, a dashed middle line, and a solid bottom line.

# Practice math facts up to 6

$0+0=$

$1+0=$

$2+0=$

$3+0=$

$4+0=$

$0+1=$

$1+1=$

$2+1=$

$3+1=$

$0+2=$

$1+2=$

$2+2=$

$0+3=$

$1+3=$

$0+4=$

$0+5=$

$1+4=$

$2+3=$

$3+2=$

$4+1=$

$5+0=$

$0+6=$

$1+5=$

$2+4=$

$3+3=$

$4+2=$

$5+1=$

$6+0=$

4 pages. Reading list 2. Practice until your child knows it well.


On this page you are going to practice reading the words down the list as quickly as you can. They are grouped with similar words to make it easier. Practice this page over and over until you can become very quick at this.

bat	den	big	gum	ham
fat	hen	dig	hum	jam
hat	men	pig	sum	Pam
sat	pen	wig		Sam
mat	ten	rig	ban	yam
rat		fig	fan	
Pat			ran	bit
	jug	him	pan	fit
dip	lug	Jim	man	hit
hip	pug	dim		sit
lip	rug	rim		pit
zip	tug	Tim		lit
tip				

\*\*\*read The Big Hit cut apart and staple

Write the following words: a, and, bed, go, hen, in, jet, the, to, web, wet





## Practice math facts up to 7

$0+0=$

$1+0=$

$2+0=$

$3+0=$

$4+0=$

$0+1=$

$1+1=$

$2+1=$

$3+1=$

$0+2=$

$1+2=$

$2+2=$

$0+3=$

$1+3=$

$0+4=$

$0+5=$

$1+4=$

$2+3=$

$3+2=$

$4+1=$

$5+0=$

$0+6=$

$1+5=$

$2+4=$

$3+3=$

$4+2=$

$5+1=$

$6+0=$

$0+7=$

$1+6=$

$2+5=$

$3+4=$

$4+3=$

$5+2=$

$6+1=$

$7+0=$

Fill in the chart counting by 2's

2		6	
	12		
18			

In this lesson you will be learning the word "I," "a," and "an." You simply say the letter for the word "I" and the word "a". Let's try it with some simple sentences.

I get.

I get wet.

I win.

I win a van.

I bet.

I bet Dad.

I pop.

I pop a bag.

I sip.

I sip pop.

I dug.

I dug an ant.

I had.

I had fun.

I pet.

I pet a pig.

I got.

I got jam.

I ran.

I ran a bit.

I hug.

I hug Mom.

I sit.

I sit a lot.

Teach your child that sentences begin with a capital letter and end with a period, question mark, or exclamation mark. Show them what that looks like.

Dictate the following sentences: I got jam. I hug Mom. I had fun. I pet a pig.

Write their full name, phone number

\*\*\*practice peg the hen and do pages 13-15 in journal.

Handwriting practice lines consisting of 10 sets of three horizontal lines: a solid top line, a dashed middle line, and a solid bottom line.

## Practice math facts up to 8

$0+0=$

$1+0=$

$2+0=$

$3+0=$

$4+0=$

$0+1=$

$1+1=$

$2+1=$

$3+1=$

$0+2=$

$1+2=$

$2+2=$

$0+3=$

$1+3=$

$0+4=$

$0+5=$

$1+4=$

$2+3=$

$3+2=$

$4+1=$

$5+0=$

$0+6=$

$1+5=$

$2+4=$

$3+3=$

$4+2=$

$5+1=$

$6+0=$

$0+7=$

$1+6=$

$2+5=$

$3+4=$

$4+3=$

$5+2=$

$6+1=$

$7+0=$

$0+8=$

$1+7=$

$2+6=$

$3+5=$

$4+4=$

$5+3=$

$6+2=$

$7+1=$

$8+0=$

Fill in the chart counting by 2's

2			
	12		
	20		

hug pup    I hug a pup.  
wet pup    I hug a wet pup.  
big pup    I hug a big, wet pup!

fed pig    I fed a pig.  
fat pig    I fed a fat pig.  
big pig    I fed a big, fat pig.

jog bit    I jog a bit.  
hop lop    I hop a lot.  
I jog a bit and hop a lot!

mop bit    I mop a bit.  
run lot    I run a lot.  
I mop a bit and run a lot!

\*\*\*read the Big Hit and do pages 16-18

Dictate the following sentences: (go over sentence rules) I hug a wet pup. I fed a pig. I jog a bit and hop a lot! I mop a big and run a lot!

Write your full name and address with city, state and zip



Handwriting practice lines consisting of 10 sets of three horizontal lines (top solid, middle dashed, bottom solid).

Practice counting by 5's to 50—Leap Frog Videos are great

## Practice math facts up to 8

$0+0=$

$1+0=$

$2+0=$

$3+0=$

$4+0=$

$0+1=$

$1+1=$

$2+1=$

$3+1=$

$0+2=$

$1+2=$

$2+2=$

$0+3=$

$1+3=$

$0+4=$

$0+5=$

$1+4=$

$2+3=$

$3+2=$

$4+1=$

$5+0=$

$0+6=$

$1+5=$

$2+4=$

$3+3=$

$4+2=$

$5+1=$

$6+0=$

$0+7=$

$1+6=$

$2+5=$

$3+4=$

$4+3=$

$5+2=$

$6+1=$

$7+0=$

$0+8=$

$1+7=$

$2+6=$

$3+5=$

$4+4=$

$5+3=$

$6+2=$

$7+1=$

$8+0=$

Cut these apart and put them in order counting by 2's

2

4

6

8

10

12

14

16

18

20

4 pages. Do ck words

The "k" sound at the end of a short vowel single syllable word is usually spelled "ck."

so-ck	sock	sa-ck	sack
ti-ck	tick	to-ck	tock
du-ck	duck	su-ck	suck
ri-ck	rick	si-ck	sick
pi-ck	pick	Ni-ck	Nick
ja-ck	jack	pa-ck	pack
ra-ck	rack	ro-ck	rock

\*\*\*print off and cut apart Mox's Shop

Have your child grab their top 3 favorite books or videos and have them write on their paper:  
My favorite books (or videos) and the label 1,2,3 and let them copy the words.

Handwriting practice lines consisting of 10 sets of horizontal lines. Each set includes a solid top line, a dashed middle line, and a solid bottom line.

## Practice math facts up to 8

$0+0=$

$1+0=$

$2+0=$

$3+0=$

$4+0=$

$0+1=$

$1+1=$

$2+1=$

$3+1=$

$0+2=$

$1+2=$

$2+2=$

$0+3=$

$1+3=$

$0+4=$

$0+5=$

$1+4=$

$2+3=$

$3+2=$

$4+1=$

$5+0=$

$0+6=$

$1+5=$

$2+4=$

$3+3=$

$4+2=$

$5+1=$

$6+0=$

$0+7=$

$1+6=$

$2+5=$

$3+4=$

$4+3=$

$5+2=$

$6+1=$

$7+0=$

$0+8=$

$1+7=$

$2+6=$

$3+5=$

$4+4=$

$5+3=$

$6+2=$

$7+1=$

$8+0=$

$0+9=$

$1+8=$

$2+7=$

$3+6=$

$4+5=$

$5+4=$

$6+3=$

$7+2=$

$8+1=$

$9+0=$

Count by 2's







Count by 5's

5			20
		35	
	50		

4 pages. Practice these words until they are comfortable with them.

Rack	jack	back	sack	hack	lack
Deck	beck	peck	neck	peck	deck
Pick	sick	lick	tick	Nick	kick
Rock	sock	dock	lock	jock	
Suck	duck	tuck	muck	luck	duck

Finish the patterns:

					_____	_____	_____				
X	X	S	S	C	C	X	X	_____	_____	_____	_____

\*\*\*read Mox's shop. Do pages 19-21 of journal.

Writing: Have them write their full name on the top line.

Have them write the words " My favorite foods...." Then label 1,2,3,4,5

Practice counting by 2 and 5's



Handwriting practice lines consisting of 10 sets of three horizontal lines (top solid, middle dashed, bottom solid).

Addition facts to 9

$0+0=$

$1+0=$

$2+0=$

$3+0=$

$0+1=$

$1+1=$

$2+1=$

$3+1=$

$0+2=$

$1+2=$

$2+2=$

$0+3=$

$1+3=$

$0+4=$

$5+0=$

$6+0=$

$7+0=$

$8+0=$

$4+1=$

$5+1=$

$6+1=$

$7+1=$

$3+2=$

$4+2=$

$5+2$

$6+2=$

$2+3=$

$3+3=$

$4+3=$

$5+3=$

$1+4=$

$2+4=$

$3+4=$

$4+4=$

$0+5=$

$1+5=$

$2+5=$

$3+5=$

$0+6=$

$1+6=$

$2+6=$

$0+7=$

$1+7=$

$0+8=$

$9+0=$

$9+1=$

$8+1=$

$8+2=$

$7+2=$

$7+3=$

$6+3=$

$6+4=$

$5+4=$

$5+5=$

$4+5=$

$4+6=$

$3+6=$

$3+7=$

$2+7=$

$2+8=$

$1+8=$

$1+9=$

$0+9=$

$4+0=$

Practice counting by 2's

2			
			16
		22	
26			

Practice counting by 5's

5			
	30		
45			60
		75	

nick cup I nick a hot cup.

lack sock I lack a red sock.

duck peck A duck can peck.

Ken back Ken is back in bed.

pack sack I can pack a big sack.

kiss sick I kiss a sad, sick cat.

Jack back Jack had a back deck.

kick rock I can kick a big rock.

\*\*read Mox's shop. Do pages 22-24 writing journal.

Write full name at top. Dictate the following sentences: Pick up the cat. The cat is on the mat. The dog is on the rug. The rat sat on the mat.

Practice counting by 2's and 5's out loud.

Handwriting practice lines consisting of 10 sets of three horizontal lines: a solid top line, a dashed middle line, and a solid bottom line.

$0+0=$

$1+0=$

$2+0=$

$3+0=$

$0+1=$

$1+1=$

$2+1=$

$3+1=$

$0+2=$

$1+2=$

$2+2=$

$0+3=$

$1+3=$

$0+4=$

$5+0=$

$6+0=$

$7+0=$

$8+0=$

$4+1=$

$5+1=$

$6+1=$

$7+1=$

$3+2=$

$4+2=$

$5+2$

$6+2=$

$2+3=$

$3+3=$

$4+3=$

$5+3=$

$1+4=$

$2+4=$

$3+4=$

$4+4=$

$0+5=$

$1+5=$

$2+5=$

$3+5=$

$0+6=$

$1+6=$

$2+6=$

$0+7=$

$1+7=$

$0+8=$

$9+0=$

$9+1=$

$8+1=$

$8+2=$

$7+2=$

$7+3=$

$6+3=$

$6+4=$

$5+4=$

$5+5=$

$4+5=$

$4+6=$

$3+6=$

$3+7=$

$2+7=$

$2+8=$

$1+8=$

$1+9=$

$0+9=$

$4+0=$

$10+0=$

$9+1=$

$8+2=$

$7+3=$

$6+4=$

$5+5=$

$4+6=$


$3+7=$

$2+8=$

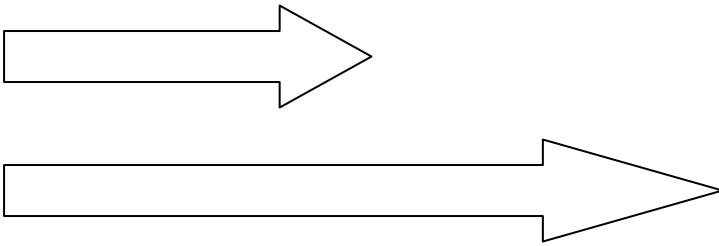
$1+9=$

$0+10=$

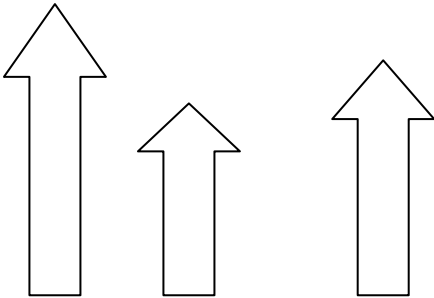
Circle which item is longer:




Circle which item is shorter:



Circle which item is taller:



Circle which item is shorter:



There are 4 words here that the "s" sounds like "z". The words are "is" "his" "as" and "has".. Make the zzzzz sound not an ssss sound.

is

his

is

is mad

his bed

jet is

is mad as

his bed has

his jet is

as

has

as

as hot

pup has

bad as

as hot as

his pup has

as bad as

\*\*\*download and print Gus the Duck cut apart and read

Have your child copy the following:

*As for God, His way is perfect.*

*Believe in the Lord Jesus and you will be saved.*



Handwriting practice lines consisting of 10 sets of horizontal lines. Each set includes a solid top line, a dashed middle line, and a solid bottom line.

$0+0=$

$1+0=$

$2+0=$

$3+0=$

$0+1=$

$1+1=$

$2+1=$

$3+1=$

$0+2=$

$1+2=$

$2+2=$

$0+3=$

$1+3=$

$0+4=$

$5+0=$

$6+0=$

$7+0=$

$8+0=$

$4+1=$

$5+1=$

$6+1=$

$7+1=$

$3+2=$

$4+2=$

$5+2$

$6+2=$

$2+3=$

$3+3=$

$4+3=$

$5+3=$

$1+4=$

$2+4=$

$3+4=$

$4+4=$

$0+5=$

$1+5=$

$2+5=$

$3+5=$

$0+6=$

$1+6=$

$2+6=$

$0+7=$

$1+7=$

$0+8=$

$9+0=$

$9+1=$

$8+1=$

$8+2=$

$7+2=$

$7+3=$

$6+3=$

$6+4=$

$5+4=$

$5+5=$

$4+5=$

$4+6=$

$3+6=$

$3+7=$

$2+7=$

$2+8=$

$1+8=$

$1+9=$

$0+9=$

$4+0=$

$10+0=$

$9+1=$

$8+2=$

$7+3=$

$6+4=$

$5+5=$

$4+6=$

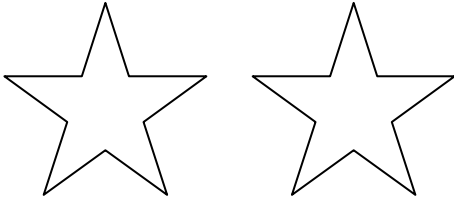
$3+7=$

$2+8=$

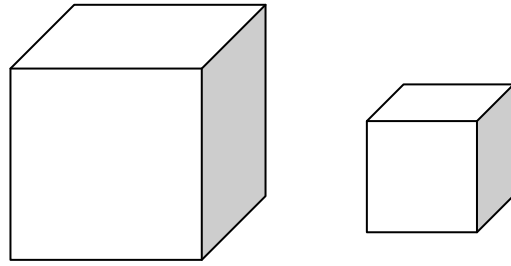
$1+9=$

$0+10=$

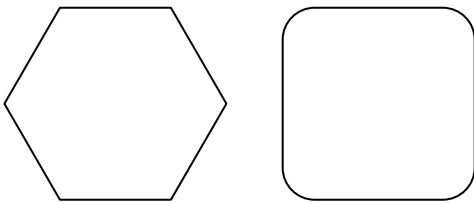
# Same or Different?



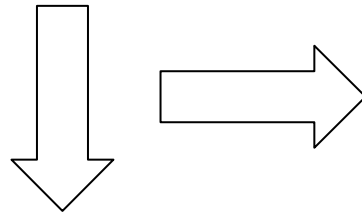
Same or different



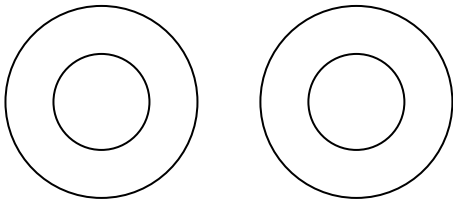
same or different



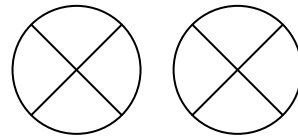
Same or different



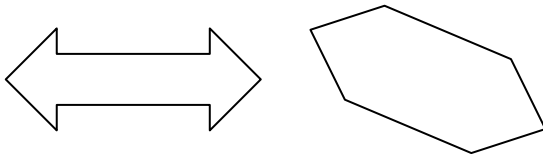
same or different




Same or different



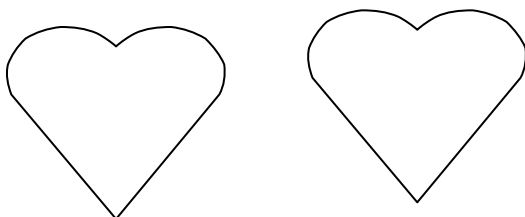
same or different




Same or different



same or different



Same or different



same or different

Let's try some four letter words

ru      run      run-t      runt

he      hel      hel-d      held

te      ten      ten-t      tent

run-t      Ben has a runt pet pig.

hel-d      Ben held his pet pig, Gus.

ten-t      Gus is as fat as a big tent!

ro      rom      rom-p      romp

ju      jum      jum-p      jump

re      res      res-t      rest

rom-p      Ben and Gus romp.

jum-p      Ben and Gus run and jump.

fas-t      Ben runs fast but Gus puffs a lot!

\*\*\* read Gus shop \*\*\*Do pages 25-27

Have your child write the following: **Children obey your parents in the Lord for this is right.**

**Depart from evil and do good.**

Handwriting practice lines consisting of 10 sets of three horizontal lines: a solid top line, a dashed middle line, and a solid bottom line.

$0+0=$

$1+0=$

$2+0=$

$3+0=$

$0+1=$

$1+1=$

$2+1=$

$3+1=$

$0+2=$

$1+2=$

$2+2=$

$0+3=$

$1+3=$

$0+4=$

$5+0=$

$6+0=$

$7+0=$

$8+0=$

$4+1=$

$5+1=$

$6+1=$

$7+1=$

$3+2=$

$4+2=$

$5+2$

$6+2=$

$2+3=$

$3+3=$

$4+3=$

$5+3=$

$1+4=$

$2+4=$

$3+4=$

$4+4=$

$0+5=$

$1+5=$

$2+5=$

$3+5=$

$0+6=$

$1+6=$

$2+6=$

$0+7=$

$1+7=$

$0+8=$

$9+0=$

$9+1=$

$8+1=$

$8+2=$

$7+2=$

$7+3=$

$6+3=$

$6+4=$

$5+4=$

$5+5=$

$4+5=$

$4+6=$

$3+6=$

$3+7=$

$2+7=$

$2+8=$

$1+8=$

$1+9=$

$0+9=$

$4+0=$

$10+0=$

$9+1=$

$8+2=$

$7+3=$

$6+4=$

$5+5=$

$4+6=$

$3+7=$

$2+8=$

$1+9=$

$0+10=$

Let's practice counting by 2's


Let's practice counting by 5's


Practice counting by 10's --do it out loud first.


read across the page


sa	sap	
se	set	
si	sip	
so	sop	
su	sum	
sa	san	sand
se	sen	send
la	lan	land
le	len	lend
li	lis	list
lo	lof	loft
lu	lum	lump
li	limp	limp
ma	man	
me	met	
mi	mid	
mo	mop	
mu	mud	
mi	mis	mist
mi	mil	milk
fa	fas	fast
fe	fen	fend
fi	fis	fist
fo	fon	fond
fu	fun	fund
fe	fel	felt

\*\*\*Read Gus the Duck \*\*\*\*Do pages 28-30 Copy the following:

Forgive as the Lord forgave you.

Give thanks to the Lord for He is good.





$0+0=$

$1+0=$

$2+0=$

$3+0=$

$0+1=$

$1+1=$

$2+1=$

$3+1=$

$0+2=$

$1+2=$

$2+2=$

$0+3=$

$1+3=$

$0+4=$

$5+0=$

$6+0=$

$7+0=$

$8+0=$

$4+1=$

$5+1=$

$6+1=$

$7+1=$

$3+2=$

$4+2=$

$5+2$

$6+2=$

$2+3=$

$3+3=$

$4+3=$

$5+3=$

$1+4=$

$2+4=$

$3+4=$

$4+4=$

$0+5=$

$1+5=$

$2+5=$

$3+5=$

$0+6=$

$1+6=$

$2+6=$

$0+7=$

$1+7=$

$0+8=$

$9+0=$

$9+1=$

$8+1=$

$8+2=$

$7+2=$

$7+3=$

$6+3=$

$6+4=$

$5+4=$

$5+5=$

$4+5=$

$4+6=$

$3+6=$

$3+7=$

$2+7=$

$2+8=$

$1+8=$

$1+9=$

$0+9=$

$4+0=$

$10+0=$

$9+1=$

$8+2=$

$7+3=$

$6+4=$

$5+5=$

$4+6=$

$3+7=$

$2+8=$

$1+9=$

$0+10=$

Let's practice counting by 2's


Let's practice counting by 5's


Practice counting by 10's --do it out loud first.


ba	ban	band
be	ben	bend
bo	bon	bond
bu	bus	bust
be	bes	best

ra	ram	ramp
re	res	rest
ri	rif	rift
ro	rom	romp
ru	rus	rust

da	dam	damp
de	des	desk
di	dis	disk
du	dum	dump
de	den	dent

ha	han	hand
he	hel	held
hi	hin	hint
hu	hun	hunt
hu	hus	husk

\*\*\*print Jake's tale cut apart and read

Copy: I can do all things through Christ who strengthens me.

Happy hearts make cheerful faces.

Handwriting practice lines consisting of 10 sets of three horizontal lines (top solid, middle dashed, bottom solid).

$0+0=$

$1+0=$

$2+0=$

$3+0=$

$0+1=$

$1+1=$

$2+1=$

$3+1=$

$0+2=$

$1+2=$

$2+2=$

$0+3=$

$1+3=$

$0+4=$

$5+0=$

$6+0=$

$7+0=$

$8+0=$

$4+1=$

$5+1=$

$6+1=$

$7+1=$

$3+2=$

$4+2=$

$5+2$

$6+2=$

$2+3=$

$3+3=$

$4+3=$

$5+3=$

$1+4=$

$2+4=$

$3+4=$

$4+4=$

$0+5=$

$1+5=$

$2+5=$

$3+5=$

$0+6=$

$1+6=$

$2+6=$

$0+7=$

$1+7=$

$0+8=$

$9+0=$

$9+1=$

$8+1=$

$8+2=$

$7+2=$

$7+3=$

$6+3=$

$6+4=$

$5+4=$

$5+5=$

$4+5=$

$4+6=$

$3+6=$

$3+7=$

$2+7=$

$2+8=$

$1+8=$

$1+9=$

$0+9=$

$4+0=$

$10+0=$

$9+1=$

$8+2=$

$7+3=$

$6+4=$

$5+5=$

$4+6=$

$3+7=$

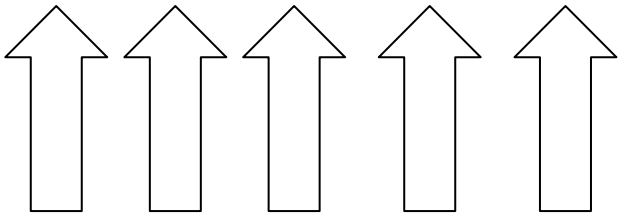
$2+8=$

$1+9=$


$0+10=$

Let's learn about odd and even. Explain to your child that all even numbers can form partners with no leftovers. Show them some objects and line them up two by two to show that they have pairs. If you have an odd number show them how that does not have a pair so the number is considered "odd."

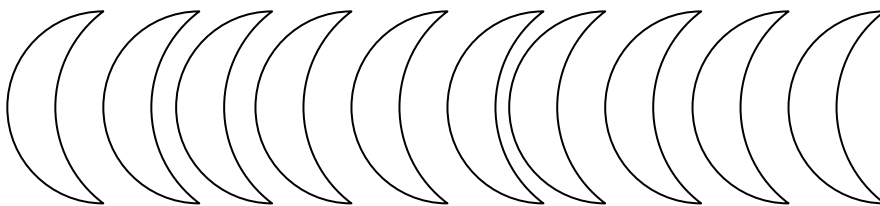
Circle the pairs in each set. Choose whether it is odd or even.




Odd or even



Odd or even



Odd or even



Odd or even

ga	gas	gasp	ta	tas	task
gu	gul	gulp	te	ten	tent
gu	gus	gust	tu	tus	tusk
pe	pes	pest	ki	kil	kilt
pu	pum	pump	ke	kep	kept
pe	pen	pent	ke	kel	kelp
ju	jus	just	we	wep	wept
ju	jum	jump	wi	wim	wimp
je	jes	jest	wi	win	wind

Ben and Gus jump on land.  
Gus the pig is as fat as a big tent.  
Ben jogs and Gus pants.


Practice reading beginner books

Write:

Keep me safe, oh God, for in You I take refuge.

Let us love one another, for love comes from God.





$0+0=$	$1+0=$	$2+0=$	$3+0=$
$0+1=$	$1+1=$	$2+1=$	$3+1=$
$0+2=$	$1+2=$	$2+2=$	$0+3=$
$1+3=$	$0+4=$	$5+0=$	$6+0=$
$7+0=$	$8+0=$	$4+1=$	$5+1=$
$6+1=$	$7+1=$	$3+2=$	$4+2=$
$5+2=$	$6+2=$	$2+3=$	$3+3=$
$4+3=$	$5+3=$	$1+4=$	$2+4=$
$3+4=$	$4+4=$	$0+5=$	$1+5=$
$2+5=$	$3+5=$	$0+6=$	$1+6=$
$2+6=$	$0+7=$	$1+7=$	$0+8=$
$9+0=$	$9+1=$	$8+1=$	$8+2=$
$7+2=$	$7+3=$	$6+3=$	$6+4=$
$5+4=$	$5+5=$	$4+5=$	$4+6=$
$3+6=$	$3+7=$	$2+7=$	$2+8=$
$1+8=$	$1+9=$	$0+9=$	$4+0=$
$10+0=$	$9+1=$	$8+2=$	$7+3=$
$6+4=$	$5+5=$	$4+6=$	$3+7=$
$2+8=$	$1+9=$	$0+10=$	

Remember Odd and Even?? Draw lines in the box and then circle the pairs.  
Write whether it is odd or even.

5		
6		
4		
7		
8		
9		
10		
11		

4 pages

us

ca	cam	camp	fe	fen	fend
du	dum	dump	ha	han	rand
ro	rom	romp	re	ren	rend
li	lim	limp	be	ben	bend
ju	jum	jump	me	men	mend
ru	rus	rust	le	lef	left
be	bes	best	ra	raf	raft
mi	mis	mist	li	lif	lift
la	las	last	tu	tuf	tuft
ju	jus	just	gi	gif	gift

Ben left Gus on his raft.

Ben fed Gus ham, jam, ants, figs, gum, and milk.

Write: Never pay back evil for evil to anyone.

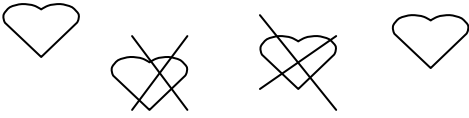
Open my eyes so that I may see, wonderful things in your law.

Handwriting practice lines consisting of solid top and bottom lines with a dashed midline, repeated ten times down the page.

Fill in the missing numbers.

5		7
15		17
27		29
31		33
36		38
50		52

Let's practice subtraction. Gather some small items: beans, chocolate chips, etc. Put the number in each box and then take away the amount said. Fill in the leftover number.

$4-2=$		<b>2</b>
$2-1=$		
$3-1=$		
$5-1=$		
$4-3=$		
$2-2=$		
$5-4=$		
$5-3=$		

De      Den      Dent  
Re      Ren      Rent  
Mi      Min      Mint  
Ra      Ran      Rant  
Le      Len      Lent

Si      Si1      Si1k  
Mi      Mi1      Mi1k  
Hu      Hu1      Hu1k  
Bu      Bu1      Bu1k

Fe      Fe1      Fe1t  
Be      Be1      Be1t  
Me      Me1      Me1t  
ki      ki1      ki1t

Gi      Gi1      Gi1d  
We      We1      We1d  
He      He1      He1d  
Me      Me1      me1d

Ben jumps in his hot tub.  
Gus went in his hot tub as well.  
Ben felt mad.  
Gus is just a pet pig.  
Pigs can not jump in hot tubs!

Write: Quench not the spirit.

Rejoice in the Lord always.

Seek first His kingdom.



Handwriting practice lines consisting of 10 sets of three horizontal lines: a solid top line, a dashed middle line, and a solid bottom line.

$0-0=$

$1-1=$

$1-0=$

$2-2=$

$2-1=$

$2-0=$

$3-3=$

$3-2=$

$3-1=$

$3-0=$

$4-4=$

$4-3=$

$4-2=$

$4-1=$

$4-0=$

$5-5=$

$5-4=$

$5-3=$


$5-2=$

$5-1=$

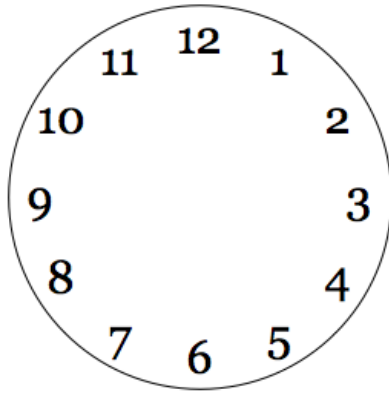
$5-0=$

Practice telling time to the hour.


Draw the hands on the clock at the correct time.




1:00



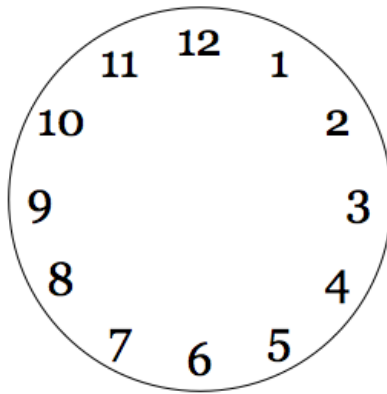
3:00




6:00



9:00



10:00



2:00

4 pages.

Gu1	Gu1f		
Se1	Se1f	Tas	Task
		Bas	Bask
Kep	Kept	Tus	Tusk
Rap	Rapt		
Wep	Wept	Lis	Lisp
Kep	Kept	Gas	Gasp
		Ras	Rasp
He1	He1p	Wis	Wisp
Gu1	Gu1p		
Ke1	Ke1p		

Write: Trust in the Lord with all your heart.

Unless the Lord builds the house, its builders labor in vain.



$0-0=$

$1-1=$

$1-0=$

$2-2=$

$2-1=$

$2-0=$

$3-3=$

$3-2=$

$3-1=$

$3-0=$

$4-4=$

$4-3=$

$4-2=$

$4-1=$

$4-0=$

$5-5=$

$5-4=$

$5-3=$

$5-2=$

$5-1=$

$5-0=$

Let's practice counting by 2's


Let's practice counting by 5's


Practice counting by 10's --do it out loud first.


damp	mint	lift	sent
ramp	hint	sift	bent
camp	lint	gift	lent
lamp	tint	rift	dent
			went
help	rest	mask	rent
yelp	test	task	tent
kelp	best		
	vest	pump	wept
felt	west	lump	kept
belt	test	bump	
pelt	nest	jump	bust
welt	pest	dump	dust
melt		hump	must
	send		rust
fast	tend	list	just
mast	mend	fist	
past	lend	mist	tilt
last	bend		wilt
vast	fend	dusk	
pant	weld	tusk	pulp
rant	held		gulp

Write: *We love Him because He first loved us.*

*Examine our hearts and our minds.*

*Visit the widows and the orphans in their trouble.*



Handwriting practice lines consisting of 10 sets of three horizontal lines: a solid top line, a dashed middle line, and a solid bottom line.

$0-0=$

$1-1=$

$1-0=$

$2-2=$

$2-1=$

$2-0=$

$3-3=$

$3-2=$

$3-1=$

$3-0=$

$4-4=$

$4-3=$

$4-2=$

$4-1=$

$4-0=$

$5-5=$


$5-4=$

$5-3=$

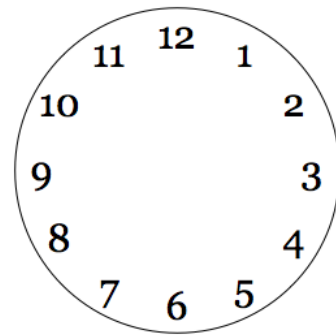
$5-2=$

$5-1=$

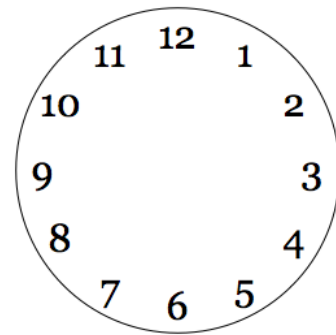
$5-0=$



4:00



6:00



12:00

And	And-y	Andy
dust	dust-y	dust
hand	hand-y	handy
rust	rust-y	rusty
sand	sand-y	sandy
milk	milk-y	milky


dusty and rusty  
handy and dandy  
silky and milky  
Andy is sandy  
ducky is lucky  
hulky and bulky

jumpy and bumpy  
candy is dandy  
lumpy is dumpy  
husky is dusky  
Dolly is jolly  
pesty and testy

Ben felt jumpy and sick  
Ben has a pesty bug.  
Ben rests on his bumpy bed.  
Gus hid in Ben's bed.  
Gus is a fat, lumpy bump in Ben's bed!

Write: You are the light of the world.

Zacchaeus come down, I must stay at your house today.



$0-0=$

$1-1=$

$1-0=$

$2-2=$

$2-1=$

$2-0=$

$3-3=$

$3-2=$

$3-1=$

$3-0=$

$4-4=$

$4-3=$

$4-2=$

$4-1=$

$4-0=$

$5-5=$

$5-4=$

$5-3=$

$5-2=$

$5-1=$

$5-0=$

$6-6=$

$6-5=$

$6-4=$

$6-3=$

$6-2=$

$6-1=$

$6-0=$

Circle the larger number:

32    21

14    5

42    17

33    32

11    7

51    50

66    6

33    31

21    20

77    78

100    9

87    54

4 pages

On this page, "y" is added to three-letter words, with only one consonant at the end so we must double this consonant to keep the short vowel sound.

run	run-n-y	runny
pen	pen-n-y	penny
sun	sun-n-y	sunny
Dan	Dan-n-y	Danny
fun	fun-n-y	funny
bun	bun-n-y	bunny

kitty is bitty	bunny is funny
Buzzy is fuzzy	paddy is daddy
Jenny has penny	buddy is muddy
sunny and runny	Danny has nanny
Bobby has hobby	puppy and guppy
Kenny and Benny	Kimmy and jimmy

Jimmy has a fuzzy bunny.  
Jimmy's bunny is Sammy.  
Fuzzy Sammy fell in a misty pond.  
Funny Sammy is muddy and wet!

Write and ask them...How can you live your life in service of others?

Only a life lived in the service to others is worth living.  
Albert Einstein

Handwriting practice lines consisting of ten sets of three horizontal lines (top solid, middle dashed, bottom solid).

Write your full name:

Handwriting practice lines consisting of one set of three horizontal lines (top solid, middle dashed, bottom solid).



$0-0=$

$1-1=$

$1-0=$

$2-2=$

$2-1=$

$2-0=$

$3-3=$

$3-2=$

$3-1=$

$3-0=$

$4-4=$

$4-3=$

$4-2=$

$4-1=$

$4-0=$

$5-5=$

$5-4=$

$5-3=$

$5-2=$

$5-1=$

$5-0=$

$6-6=$

$6-5=$

$6-4=$

$6-3=$

$6-2=$

$6-1=$

$6-0=$

$7-7=$

$7-6=$

$7-5=$

$7-4=$

$7-3=$

$7-2=$

$7-1=$

$7-0=$

Let's practice the days of the week. Find a song on youtube or practice saying them all. Help them answer the following questions:

2014						
<b>April</b>						
<b>Sun</b>	<b>Mon</b>	<b>Tue</b>	<b>Wed</b>	<b>Thu</b>	<b>Fri</b>	<b>Sat</b>
		<b>1</b>	<b>2</b>	<b>3</b>	<b>4</b>	<b>5</b>
<b>6</b>	<b>7</b>	<b>8</b>	<b>9</b>	<b>10</b>	<b>11</b>	<b>12</b>
<b>13</b>	<b>14</b>	<b>15</b>	<b>16</b>	<b>17</b>	<b>18</b>	<b>19</b>
<b>20</b>	<b>21</b>	<b>22</b>	<b>23</b>	<b>24</b>	<b>25</b>	<b>26</b>
<b>27</b>	<b>28</b>	<b>29</b>	<b>30</b>			

What day is April 3? \_\_\_\_\_

What day is April 11? \_\_\_\_\_

What day's are Mondays in April? \_\_\_\_\_

How many Wednesdays are there in April? \_\_\_\_\_

## 4 pages

When a short vowel in a one-syllable word is followed by a final "l", "f", "s", or "z" we usually double the letters in order to keep the short-vowel sound. Tip to help in spelling.

tell	Biff	sass
fell	jiff	Bess
well	tiff	mess
sell	miff	Tess
		hiss
will	buff	kiss
hill	puff	miss
fill	huff	fuss
dill	muff	
		jazz
	bass	buzz
doll	Cass	fuzz
loll	lass	fizz
bell	mass	
dell		

Write and ask.....What does God say about fear? Sunday, Monday, Tuesday.

The only thing we have to fear is fear itself. Franklin D. Roosevelt

Handwriting practice lines consisting of 10 sets of horizontal lines. Each set includes a solid top line, a dashed middle line, and a solid bottom line.

$0-0=$

$1-1=$

$1-0=$

$2-2=$

$2-1=$

$2-0=$

$3-3=$

$3-2=$

$3-1=$

$3-0=$

$4-4=$

$4-3=$

$4-2=$

$4-1=$

$4-0=$

$5-5=$

$5-4=$

$5-3=$

$5-2=$

$5-1=$

$5-0=$

$6-6=$

$6-5=$

$6-4=$

$6-3=$

$6-2=$

$6-1=$

$6-0=$

$7-7=$

$7-6=$

$7-5=$

$7-4=$

$7-3=$

$7-2=$

$7-1=$

$7-0=$

$8-8=$

$8-7=$

$8-6=$

$8-5=$

$8-4=$

$8-3=$

$8-2=$

$8-1=$

$8-0=$

2014  
**April**

**Sun Mon Tue Wed Thu Fri Sat**

		<b>1</b>	<b>2</b>	<b>3</b>	<b>4</b>	<b>5</b>
<b>6</b>	<b>7</b>	<b>8</b>	<b>9</b>	<b>10</b>	<b>11</b>	<b>12</b>
<b>13</b>	<b>14</b>	<b>15</b>	<b>16</b>	<b>17</b>	<b>18</b>	<b>19</b>
<b>20</b>	<b>21</b>	<b>22</b>	<b>23</b>	<b>24</b>	<b>25</b>	<b>26</b>
<b>27</b>	<b>28</b>	<b>29</b>	<b>30</b>			

What day is April 3? \_\_\_\_\_

What days are the Sundays in April? \_\_\_\_\_

How many weeks are in April? \_\_\_\_\_

How many days are in April? \_\_\_\_\_


What day is April 28<sup>th</sup>? \_\_\_\_\_

4 pages

ba-sh	bash	ra-sh	rash
ma-sh	mash	sa-sh	sash
da-sh	dash	ga-sh	gash
ha-sh	hash	la-sh	lash
fi-sh	fish	di-sh	dish
wi-sh	wish	gu-sh	gush
hu-sh	hush	ru-sh	rush
ca-sh	cash	po-sh	posh
sh-ip	ship	sh-op	shop

Write: your full name. Wednesday, Thursday.

Education is the key to unlock the golden door of freedom.  
George Washington Carver





$0-0=$

$1-1=$

$1-0=$

$2-2=$

$9-0=$

$2-1=$

$2-0=$

$3-3=$

$3-2=$

$9-9=$

$3-1=$

$3-0=$

$4-4=$

$4-3=$

$9-8=$

$4-2=$

$4-1=$

$4-0=$

$5-5=$

$9-7=$

$5-4=$

$5-3=$

$5-2=$

$5-1=$

$9-6=$

$5-0=$

$6-6=$

$6-5=$

$6-4=$

$9-5=$

$6-3=$

$6-2=$

$6-1=$

$6-0=$

$9-4=$

$7-7=$

$7-6=$

$7-5=$

$7-4=$

$9-3=$

$7-3=$

$7-2=$

$7-1=$

$7-0=$

$9-2=$

$8-8=$

$8-7=$

$8-6=$

$8-5=$

$9-1=$

$8-4=$

$8-3=$

$8-2=$

$8-1=$

$8-0=$

Let's practice counting by 2's


Let's practice counting by 5's


Practice counting by 10's


pa-th path

ba-th bath

ha-th hath

Se-th Seth

wi-th with

ma-th math

pi-th pith

Be-th Beth

REVIEW sh and th

read across

thin fish

with cash

dash shop

Beth wish

posh bath

Beth math

dash path

Seth wish

rush path

bath gush

fish mushy

rush hush

Writing: Friday, Saturday

When you can do the common things of life in an uncommon way, you will command the attention of the world. George Washington Carver.

Handwriting practice lines consisting of ten sets of three horizontal lines (top solid, middle dashed, bottom solid).

Review the days of the week with your child

Fill in the chart to 50

1				
				50

What comes next.....

45, \_\_\_\_\_

32, \_\_\_\_\_

21, \_\_\_\_\_

39, \_\_\_\_\_

11, \_\_\_\_\_

49, \_\_\_\_\_

\_\_\_\_\_, 24

\_\_\_\_\_, 50

\_\_\_\_\_, 12

When this digraph follows a  
consonant it is spelled -ch

pun-ch	punch	lun-ch	lunch
ran-ch	ranch	ben-ch	bench
pin-ch	pinch	bun-ch	bunch

When this digraph follows a  
vowel it is spelled -tch

pi-tch	pitch	pa-tch	patch
ca-tch	catch	re-tch	retch
no-tch	notch	fe-tch	fetch
la-tch	latch	ma-tch	match

Here are some exceptions to  
the rule:

rich  
such  
much

Write the days of the week: Sunday, Monday, Tuesday, Wednesday, Thursday, Friday,  
Saturday

Handwriting practice lines consisting of 10 sets of horizontal lines. Each set includes a solid top line, a dashed middle line, and a solid bottom line.

ABC Order.

A library is organized in ABC order. It is much easier to find items when they are in alphabetical order. Let's practice putting the following in ABC order.

Cat                  apple                  boy                  dog

1

2

3

4

Zebra                  Giraffe                  Monkey                  Elephant

1

2

3

4



Autumn likes cupcakes. She had 8 cupcakes and Brooklyn gave her 3 more. How many does she have?

Brooklyn had a pizza party. She ordered 11 pizzas. At the party they ate 6 of them. How many does she have left?

Stephen raced his car around the track 6 times on Monday. On Tuesday he raced it around 4 times. How many times in all did he race around the track?

Jentzen loves legos. He has 10 sets. Stephen came and borrowed 3 of them. How many does Jentzen have now?

4 pages

-ing

s-ing sing

p-ing ping

d-ing ding

p-ing ping

k-ing king

w-ing wing

-ang

b-ang bang

r-ang rang

g-ang gang

h-ang hang

s-ang sang

-ung

r-ung rung

h-ung hung

s-ung sung

-ong

s-ong song

l-ong long

Review the days of the week. Teach them the months of the year.

Writing: Have your child write their full name, birthday, phone number, and emergency number to dial-911

Handwriting practice lines consisting of 10 sets of horizontal lines. Each set includes a solid top line, a dashed middle line, and a solid bottom line.

$0-0=$

$1-1=$

$1-0=$

$2-2=$

$9-0=$

$2-1=$

$2-0=$

$3-3=$

$3-2=$

$9-9=$

$3-1=$

$3-0=$

$4-4=$

$4-3=$

$9-8=$

$4-2=$

$4-1=$

$4-0=$

$5-5=$

$9-7=$

$5-4=$

$5-3=$

$5-2=$

$5-1=$

$9-6=$

$5-0=$

$6-6=$

$6-5=$

$6-4=$

$9-5=$

$6-3=$

$6-2=$

$6-1=$

$6-0=$

$9-4=$

$7-7=$

$7-6=$

$7-5=$

$7-4=$

$9-3=$

$7-3=$

$7-2=$

$7-1=$

$7-0=$

$9-2=$

$8-8=$

$8-7=$

$8-6=$

$8-5=$

$9-1=$

$8-4=$

$8-3=$

$8-2=$

$8-1=$

$8-0=$

Count by 2's

--	--	--	--	--	--	--	--	--	--

Count by 5's

--	--	--	--	--	--	--	--	--	--

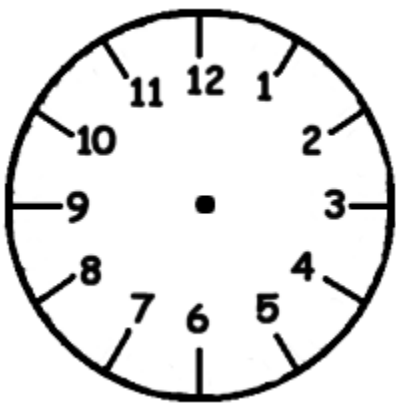
Count by 10's

--	--	--	--	--	--	--	--	--	--

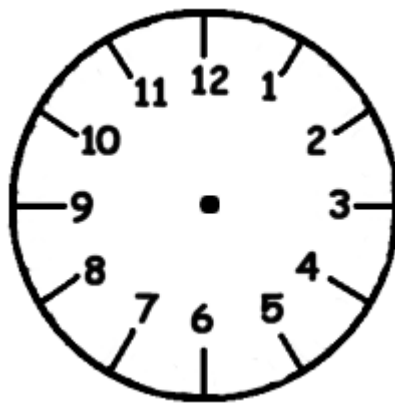
Practice counting by 3's

3			12		18		24		30
---	--	--	----	--	----	--	----	--	----

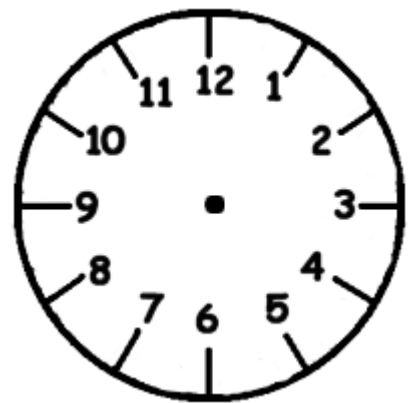
Let's learn how to tell time to the half hour. Show them the correct way and then let them try.



4:30



3:30



11:30

fish-ing fishing

sing-ing singing

rush-ing rushing

gasp-ing gasping

help-ing helping

limp-ing limping

send-ing sending

bash-ing bashing

## READ DOWN

patching

matching

packing

sacking

jumping

bumping

sending

bending

ringing

singing

helping

yelping

Review days of the week and months of the year.

Writing: Write today's date for example: Tuesday, June 14, 2015

Where there is no vision, there is no hope.

George Washington Carver

Handwriting practice lines consisting of 10 sets of three horizontal lines: a solid top line, a dashed middle line, and a solid bottom line.

$0-0=$

$1-1=$

$1-0=$

$2-2=$

$9-0=$

$2-1=$

$2-0=$

$3-3=$

$3-2=$

$9-9=$

$3-1=$

$3-0=$

$4-4=$

$4-3=$

$9-8=$

$4-2=$

$4-1=$

$4-0=$

$5-5=$

$9-7=$

$5-4=$

$5-3=$

$5-2=$

$5-1=$

$9-6=$

$5-0=$

$6-6=$

$6-5=$

$6-4=$

$9-5=$

$6-3=$

$6-2=$

$6-1=$

$6-0=$

$9-4=$

$7-7=$

$7-6=$

$7-5=$

$7-4=$

$9-3=$

$7-3=$

$7-2=$

$7-1=$

$7-0=$

$9-2=$

$8-8=$

$8-7=$

$8-6=$

$8-5=$

$9-1=$

$8-4=$

$8-3=$

$8-2=$

$8-1=$

$8-0=$



Count by 2's

--	--	--	--	--	--	--	--	--	--

Count by 5's

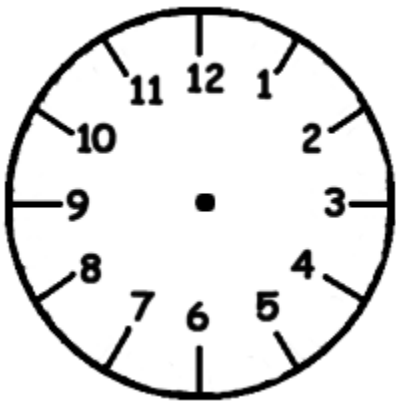
--	--	--	--	--	--	--	--	--	--

Count by 10's

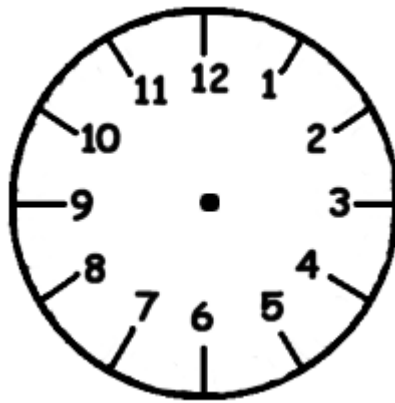
--	--	--	--	--	--	--	--	--	--

Practice counting by 3's

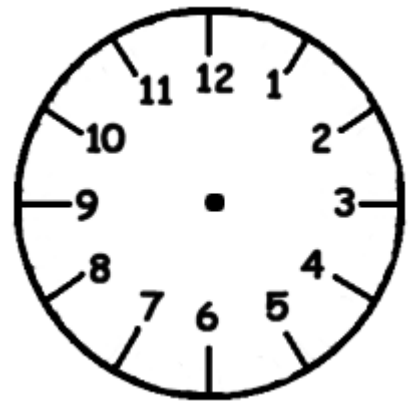
3		9		15		21		27	
---	--	---	--	----	--	----	--	----	--



12:30



1:30



8:30

-ink

s-ink sink

r-ink rink

l-ink link

p-ink pink

m-ink mink

-unk

s-unk sunk

d-unk dunk

b-unk bunk

-ank

s-ank sank

r-ank rank

y-ank yank

t-ank tank

Practice saying days of week and months of year.

Write: **January, February, March, April, May, June**

Handwriting practice lines consisting of ten sets of three horizontal lines: a solid top line, a dashed middle line, and a solid bottom line.

Grab some change. Teach your child the coins. Show them how much they are worth.

Have them put the change on the chart to make the correct amount.

4¢	
25¢	
10¢	
21¢	
5¢	
7¢	
50¢	

# Fill in the 50 chart

1				

Up to this point we have been learning about short vowel sounds. Now we are going to learn about long vowel sounds.

Long vowel sounds are easy, because the vowel just says its name.

The way we usually make a vowel say its name is by adding the letter “e” to the end of the three letter word. The “e” we add stays silent but it changes the short vowel sound to a long vowel sound.

**I remember saying the rule for vowels:**

*The first one does the talking and the second one does the walking.*

Over the next lessons we will be learning about long vowels.

Read down each set of words. Long Aa

can

fat

Notice how the  
"ck" endings  
change to just  
"k" when "e" is  
added

cane

fate

hat

tap

hate

tape

tack

lack

take

lake

cap

gap

cape

gape

Jack

tack

Jake

take

mad

man

made

mane

rack

sack

rake

sake

pan

jan

back

pane

jane

bake

\*\*print off Jake's tale and cut up and assemble

Write: July, August, September, October, November,  
December

Handwriting practice lines consisting of ten sets of three horizontal lines: a solid top line, a dashed middle line, and a solid bottom line.



Fill in the numbers chart starting with 51

<b>51</b>				
				<b>100</b>

Review saying the months of the year and the days of the week.

Count by 2, 5, 10, 3 out loud

Grab the change jar and work on filling in the chart with the correct coins.

25¢	Use quarters
50¢	Use quarters
75¢	Use quarters
\$1.00	Use quarters
30¢	Dimes
70¢	dimes
15¢	nickels
25¢	Nickels
8¢	pennies
12¢	pennies

### Long Aa Review

bake cake

best sale

safe gate

lock gate

late date

wish cake

take game

muddy lake

same lake

duck sale

made cape

fish sale

mate wave

ranch gate

ate cake

rich cake

\*\*read Jakes Tale \*\*\*journal pages 31-33

Review: days of the month and months of the year

Count to 100 out loud

Writing: Look up Proverbs 3:5-6 and copy

Practice counting by 25

25

50

75

100

Handwriting practice lines consisting of 10 sets of three horizontal lines: a solid top line, a dashed middle line, and a solid bottom line.

Count by 5


Count by 10


Count by 25

--	--	--	--

Count by 3

--	--	--	--	--	--	--	--	--	--

Explain who Martin Luther King Jr was and what he stood for. Copy the following:

I have a dream that my four little children will one day live in a nation where they will not be judged by the color of their skin, but by the content of their character.

---

---

---

---

---

---

---

---

---

---

---

---

---

---

---

---

---

---

---

---

---

---

---

---

$0+0=$

$1+0=$

$2+0=$

$3+0=$

$0+1=$

$1+1=$

$2+1=$

$3+1=$

$0+2=$

$1+2=$

$2+2=$

$0+3=$

$1+3=$

$0+4=$

$5+0=$

$6+0=$

$7+0=$

$8+0=$

$4+1=$

$5+1=$

$6+1=$

$7+1=$

$3+2=$

$4+2=$

$5+2$

$6+2=$

$2+3=$

$3+3=$

$4+3=$

$5+3=$

$1+4=$

$2+4=$

$3+4=$

$4+4=$

$0+5=$

$1+5=$

$2+5=$

$3+5=$

$0+6=$

$1+6=$

$2+6=$

$0+7=$

$1+7=$

$0+8=$

$9+0=$

$9+1=$

$8+1=$

$8+2=$

$7+2=$

$7+3=$

$6+3=$

$6+4=$

$5+4=$

$5+5=$

$4+5=$

$4+6=$

$3+6=$

$3+7=$

$2+7=$

$2+8=$

$1+8=$

$1+9=$

$0+9=$

$4+0=$

$10+0=$

$9+1=$

$8+2=$

$7+3=$

$6+4=$

$5+5=$

$4+6=$

$3+7=$

$2+8=$

$1+9=$

$0+10=$

Grab the money jar. Put out various piles of coins and have them count out how much each pile has in it.

Say out loud the following:

Days of the week

Months of the year

Count by 5's


Count by 10's

Count by 25's


Count by 3's

Count to 100


Telling time. Teach your child the quarter hours.




1:30




2:00




3:30




12:00




4:15



6:45



9:15



11:45



4 pages

Long li --read down the columns

rip

pin

ripe

pine

hid

bit

hide

bite

din

dim

dine

dime

rid

pin

ride

pine

kit

bit

kite

bite

\*\*\*print off and assemble sky ride

Writing: Explain who Nelson Mandela was. Education is the most powerful weapon which you can use to change the world.

Handwriting practice lines consisting of solid top and bottom lines with a dashed midline, repeated seven times.

Write your full name and phone number

Handwriting practice lines consisting of solid top and bottom lines with a dashed midline, repeated three times.

$0+0=$

$1+0=$

$2+0=$

$3+0=$

$0+1=$

$1+1=$

$2+1=$

$3+1=$

$0+2=$

$1+2=$

$2+2=$

$0+3=$

$1+3=$

$0+4=$

$5+0=$

$6+0=$

$7+0=$

$8+0=$

$4+1=$

$5+1=$

$6+1=$

$7+1=$

$3+2=$

$4+2=$

$5+2$

$6+2=$

$2+3=$

$3+3=$

$4+3=$

$5+3=$

$1+4=$

$2+4=$

$3+4=$

$4+4=$

$0+5=$

$1+5=$

$2+5=$

$3+5=$

$0+6=$

$1+6=$

$2+6=$

$0+7=$

$1+7=$

$0+8=$

$9+0=$

$9+1=$

$8+1=$

$8+2=$

$7+2=$

$7+3=$

$6+3=$

$6+4=$

$5+4=$

$5+5=$

$4+5=$

$4+6=$

$3+6=$

$3+7=$

$2+7=$

$2+8=$

$1+8=$

$1+9=$

$0+9=$

$4+0=$

$10+0=$

$9+1=$

$8+2=$

$7+3=$

$6+4=$

$5+5=$


$4+6=$

$3+7=$


$2+8=$

$1+9=$


$0+10=$




4:15




7:30




8:00




12:45




1:30



2:15



3:30



4:00

Count by 25

--	--	--	--

Count by 3's

--	--	--	--	--	--	--	--	--	--

Count by 4's

4		12		20		28		36	
---	--	----	--	----	--	----	--	----	--

4 pages

### Long li review

bug	bite	bumpy	limes
ride	bike	yank	vine
dive	tide	pile	sand
fine	lime	duck	bite
mile	hike	with	bike
pile	fish	pick	tide
song	time	sang	hike
cat	bite	pile	lunch
take	bike	like	jumping

\*\*read Sky ride    \*\* do journal pages 43-45 (yes it is out of order but it is okay)

Explain who Abraham Lincoln was. Copy: **Be sure you put your feet in the right place, then stand firm.**

Love begins at home, and it is not how much we do...but how much love we put in that action. **Mother Teresa**

Handwriting practice lines consisting of 10 sets of three horizontal lines: a solid top line, a dashed middle line, and a solid bottom line.

$0+0=$

$1+0=$

$2+0=$

$3+0=$

$0+1=$

$1+1=$

$2+1=$

$3+1=$

$0+2=$

$1+2=$

$2+2=$

$0+3=$

$1+3=$

$0+4=$

$5+0=$

$6+0=$

$7+0=$

$8+0=$

$4+1=$

$5+1=$

$6+1=$

$7+1=$

$3+2=$

$4+2=$

$5+2$

$6+2=$

$2+3=$

$3+3=$

$4+3=$

$5+3=$

$1+4=$

$2+4=$

$3+4=$

$4+4=$

$0+5=$

$1+5=$

$2+5=$

$3+5=$

$0+6=$

$1+6=$

$2+6=$

$0+7=$

$1+7=$

$0+8=$

$9+0=$

$9+1=$

$8+1=$

$8+2=$

$7+2=$

$7+3=$

$6+3=$

$6+4=$

$5+4=$

$5+5=$

$4+5=$

$4+6=$

$3+6=$

$3+7=$

$2+7=$

$2+8=$

$1+8=$

$1+9=$

$0+9=$

$4+0=$

$10+0=$

$9+1=$

$8+2=$

$7+3=$

$6+4=$

$5+5=$

$4+6=$

$3+7=$

$2+8=$

$1+9=$

$0+10=$

Can you count backwards?? Start at 20

20									

Count by 25

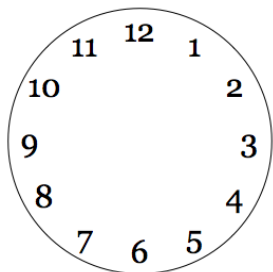
--	--	--	--

Count by 3's


--	--	--	--	--	--	--	--	--	--

Count by 4's


4		12		20		28			40
---	--	----	--	----	--	----	--	--	----




3:30




1:15



12:00



4:45



8:15




3 pages

\*\*\*read sky ride

\*\*\*do journal 46-48

Show your child how you write your name and address on an envelope.



Write your birthday

\_\_\_\_\_

-----

\_\_\_\_\_

Write phone number

\_\_\_\_\_

-----

\_\_\_\_\_

$0+0=$

$1+0=$

$2+0=$

$3+0=$

$0+1=$

$1+1=$

$2+1=$

$3+1=$

$0+2=$

$1+2=$

$2+2=$

$0+3=$

$1+3=$

$0+4=$

$5+0=$

$6+0=$

$7+0=$

$8+0=$

$4+1=$

$5+1=$

$6+1=$

$7+1=$

$3+2=$

$4+2=$

$5+2$

$6+2=$

$2+3=$

$3+3=$

$4+3=$

$5+3=$

$1+4=$

$2+4=$

$3+4=$

$4+4=$

$0+5=$

$1+5=$

$2+5=$

$3+5=$

$0+6=$

$1+6=$

$2+6=$

$0+7=$

$1+7=$

$0+8=$

$9+0=$

$9+1=$

$8+1=$

$8+2=$

$7+2=$

$7+3=$

$6+3=$

$6+4=$

$5+4=$

$5+5=$

$4+5=$

$4+6=$

$3+6=$

$3+7=$

$2+7=$

$2+8=$

$1+8=$

$1+9=$

$0+9=$

$4+0=$

$10+0=$

$9+1=$

$8+2=$

$7+3=$

$6+4=$

$5+5=$

$4+6=$

$3+7=$

$2+8=$

$1+9=$

$0+10=$

Count backwards from 30


Count by 25

--	--	--	--

Count by 3

--	--	--	--	--	--	--	--	--	--

Count by 4's

--	--	--	--	--	--	--	--	--	--

I have 2 quarters and 1 dime. How much do I have? \_\_\_\_\_

I have 3 dimes and 4 pennies. How much do I have? \_\_\_\_\_

I have 4 nickels and 2 pennies. How much do I have? \_\_\_\_\_

I have 4 quarters. How much do I have? \_\_\_\_\_

2 pages.

Have your child write the entire alphabet in lowercase. Then have them write in uppercase. Note if they make any letters incorrectly. Circle them and have them write them in a row.

The page contains ten sets of horizontal writing lines. Each set is composed of three lines: a solid top line, a dashed middle line, and a solid bottom line. These lines are spaced evenly down the page to provide a guide for letter height and placement when writing the alphabet.

$0+0=$	$1+0=$	$2+0=$	$3+0=$
$0+1=$	$1+1=$	$2+1=$	$3+1=$
$0+2=$	$1+2=$	$2+2=$	$0+3=$
$1+3=$	$0+4=$	$5+0=$	$6+0=$
$7+0=$	$8+0=$	$4+1=$	$5+1=$
$6+1=$	$7+1=$	$3+2=$	$4+2=$
$5+2$	$6+2=$	$2+3=$	$3+3=$
$4+3=$	$5+3=$	$1+4=$	$2+4=$
$3+4=$	$4+4=$	$0+5=$	$1+5=$
$2+5=$	$3+5=$	$0+6=$	$1+6=$
$2+6=$	$0+7=$	$1+7=$	$0+8=$
$9+0=$	$9+1=$	$8+1=$	$8+2=$
$7+2=$	$7+3=$	$6+3=$	$6+4=$
$5+4=$	$5+5=$	$4+5=$	$4+6=$
$3+6=$	$3+7=$	$2+7=$	$2+8=$
$1+8=$	$1+9=$	$0+9=$	$4+0=$
$10+0=$	$9+1=$	$8+2=$	$7+3=$
$6+4=$	$5+5=$	$4+6=$	$3+7=$
$2+8=$	$1+9=$	$0+10=$	

Long Oo read down the list

hop

not

hope

note

cop

cod

cope

code

mop

rod

mope

rode

rob

tot

robe

tote

\*\*\*assemble Robot and Mr Mole

Write: The Ten Commandments

Exodus 20:1-17

1 And God spake all these words, saying,

2 I am the Lord thy God, which have brought thee out of the land of Egypt, out of the house of bondage

3 Thou shall have no other God's before me

Handwriting practice lines consisting of 10 sets of three horizontal lines: a solid top line, a dashed middle line, and a solid bottom line.

Remember Odd and even? Circle Odd or Even

4	Odd Even	22	Odd Even
6	Odd Even	20	Odd Even
1	Odd Even	15	Odd Even
8	Odd Even	13	Odd Even
3	Odd Even	9	Odd Even
12	Odd Even	7	Odd Even
10	Odd Even	5	Odd Even
11	Odd Even	2	Odd Even



4 pages

## Long Oo review

big rope	yank bone
neck bone	long robe
pink robe	rode wave
poke bug	big joke
rode fast	hang rope
made joke	such bone
patch rope	fetch robe

\*\*\*read Robot and Mr Mole

\*\*\*Do pages 49-51

Write..continue working on commandments.

4 Thou shalt not make unto thee any graven image, or any likeness of any thing that is in heaven above, or that is in the earth beneath or that is in the water under the earth.

5 Thou shalt not bow down thyself to them nor serve them; for I the Lord thy God am a jealous God, visiting the iniquity of the fathers upon the children unto the third and fourth generations of them that hate me.

Handwriting practice lines consisting of 10 sets of horizontal lines. Each set includes a solid top line, a dashed middle line, and a solid bottom line.

Handwriting practice lines consisting of 10 sets of horizontal lines. Each set includes a solid top line, a dashed middle line, and a solid bottom line.

$0-0=$

$1-1=$

$1-0=$

$2-2=$

$9-0=$

$2-1=$

$2-0=$

$3-3=$

$3-2=$

$9-9=$

$3-1=$

$3-0=$

$4-4=$

$4-3=$

$9-8=$

$4-2=$

$4-1=$

$4-0=$

$5-5=$

$9-7=$

$5-4=$

$5-3=$

$5-2=$

$5-1=$

$9-6=$

$5-0=$

$6-6=$

$6-5=$

$6-4=$

$9-5=$

$6-3=$

$6-2=$

$6-1=$

$6-0=$

$9-4=$

$7-7=$

$7-6=$

$7-5=$

$7-4=$

$9-3=$

$7-3=$

$7-2=$

$7-1=$

$7-0=$

$9-2=$

$8-8=$

$8-7=$

$8-6=$

$8-5=$

$9-1=$

$8-4=$

$8-3=$

$8-2=$

$8-1=$

$8-0=$

3 pages

\*\*read Robot and Mr Mole

\*\*\*journal pages 52-54

Write: continue with 10 commandments

6 And showing mercy unto thousands of them that love me, and keep my commandments.

7 Thou shalt not take the name of the Lord thy God in vain, for the Lord will not hold him guiltless that taketh his name in vain

8 Remember the sabbath day, to keep it holy.

Handwriting practice lines consisting of solid top and bottom lines with a dashed midline, repeated multiple times.



$0-0=$	$1-1=$	$1-0=$	$2-2=$	$9-0=$
$2-1=$	$2-0=$	$3-3=$	$3-2=$	$9-9=$
$3-1=$	$3-0=$	$4-4=$	$4-3=$	$9-8=$
$4-2=$	$4-1=$	$4-0=$	$5-5=$	$9-7=$
$5-4=$	$5-3=$	$5-2=$	$5-1=$	$9-6=$
$5-0=$	$6-6=$	$6-5=$	$6-4=$	$9-5=$
$6-3=$	$6-2=$	$6-1=$	$6-0=$	$9-4=$
$7-7=$	$7-6=$	$7-5=$	$7-4=$	$9-3=$
$7-3=$	$7-2=$	$7-1=$	$7-0=$	$9-2=$
$8-8=$	$8-7=$	$8-6=$	$8-5=$	$9-1=$
$8-4=$	$8-3=$	$8-2=$	$8-1=$	$8-0=$

Writing:

9 Six days shalt thou labour, and do all thy work

10 But the seventh day is the sabbath of the Lord thy God; in it thou shalt not do any work, thou, nor thy son, nor thy daughter, thy manservant, nor thy maidservant, nor thy cattle, nor thy stranger that is within thy gates.

Handwriting practice lines consisting of solid top and bottom lines with a dashed midline.



Handwriting practice lines consisting of 10 sets of three horizontal lines: a solid top line, a dashed middle line, and a solid bottom line.

$0-0=$	$1-1=$	$1-0=$	$2-2=$	$9-0=$
$2-1=$	$2-0=$	$3-3=$	$3-2=$	$9-9=$
$3-1=$	$3-0=$	$4-4=$	$4-3=$	$9-8=$
$4-2=$	$4-1=$	$4-0=$	$5-5=$	$9-7=$
$5-4=$	$5-3=$	$5-2=$	$5-1=$	$9-6=$
$5-0=$	$6-6=$	$6-5=$	$6-4=$	$9-5=$
$6-3=$	$6-2=$	$6-1=$	$6-0=$	$9-4=$
$7-7=$	$7-6=$	$7-5=$	$7-4=$	$9-3=$
$7-3=$	$7-2=$	$7-1=$	$7-0=$	$9-2=$
$8-8=$	$8-7=$	$8-6=$	$8-5=$	$9-1=$
$8-4=$	$8-3=$	$8-2=$	$8-1=$	$8-0=$

4 pages

There are two ways to say the long "u" sound.

These words say "yoo"

cut

us

cute

use

cub

cube

These words say "oo"

tub

duck

tube

duke

\*\*assemble Dune Buggy

Write: 11 For in six days the Lord made heaven and earth, the sea, and all that in them is and rested the seventh day: wherefore the Lord blessed the sabbath day, and hallowed it.

12 Honour thy father and thy mother; that thy days may be long upon the land which the Lord thy God giveth thee.

13 Thou shalt not kill

Handwriting practice lines consisting of 10 sets of horizontal lines. Each set includes a solid top line, a dashed middle line, and a solid bottom line.

Handwriting practice lines consisting of solid top and bottom lines with a dashed midline, repeated ten times down the page.

We will begin column addition. Explain to your child how to do the right side first and then work down.

$$\begin{array}{r} 32 \\ +11 \\ \hline \end{array}$$

$$\begin{array}{r} 45 \\ +22 \\ \hline \end{array}$$

$$\begin{array}{r} 11 \\ +77 \\ \hline \end{array}$$


$$\begin{array}{r} 10 \\ +38 \\ \hline \end{array}$$

$$\begin{array}{r} 55 \\ + 23 \\ \hline \end{array}$$

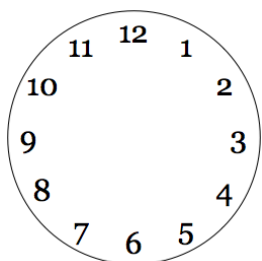
$$\begin{array}{r} 72 \\ +11 \\ \hline \end{array}$$

$$\begin{array}{r} 83 \\ +13 \\ \hline \end{array}$$

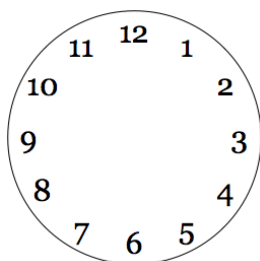
$$\begin{array}{r} 64 \\ +23 \\ \hline \end{array}$$



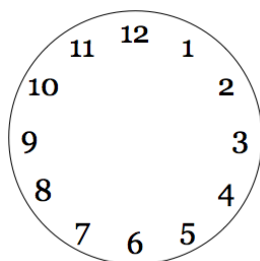
2:30



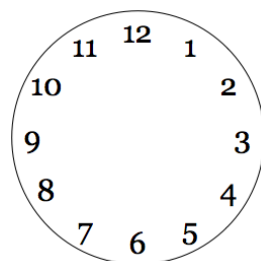
4:00



9:15



11:15



12:00

3 pages

## Long U review

cute June

use tube

pure cube

cure Luke

pure tune

Duke rude

cute mule

June rude

\*\*\*read Dune buggy

\*\*\*Do pages 55-57

Writing:

14 Thou shalt not commit adultery

15 Thou shalt not steal

16 Thou shalt not bear false witness against thy neighbor

Handwriting practice lines consisting of 10 sets of horizontal lines. Each set includes a solid top line, a dashed middle line, and a solid bottom line.



## Practice column addition

$$\begin{array}{r} 44 \\ +22 \\ \hline \end{array}$$

$$\begin{array}{r} 63 \\ +35 \\ \hline \end{array}$$

$$\begin{array}{r} 27 \\ +21 \\ \hline \end{array}$$

$$\begin{array}{r} 11 \\ +55 \\ \hline \end{array}$$

$$\begin{array}{r} 53 \\ +11 \\ \hline \end{array}$$

$$\begin{array}{r} 21 \\ +74 \\ \hline \end{array}$$

$$\begin{array}{r} 64 \\ +21 \\ \hline \end{array}$$

$$\begin{array}{r} 32 \\ +32 \\ \hline \end{array}$$

## Circle Odd or Even

43 odd or even

22 odd or even

51 odd or even

17 odd or even

68 odd or even

44 odd or even

3 pages

\*\*read Dune Buggy

\*\*\*Do journal 58-60

Write: 17 Thou shalt not covet thy neighbor's house, thou shalt not covet thy neighbor's wife, nor his manservant, nor his maidservant, nor his ox, nor his ass, nor anything that is thy neighbor's.

Handwriting practice lines consisting of solid top and bottom lines with a dashed midline.

Handwriting practice lines consisting of 10 sets of three horizontal lines: a solid top line, a dashed middle line, and a solid bottom line.

Teach your child what the symbols  $<$  and  $>$  and  $=$  means.

Fill in the correct symbol.

$32 \underline{\hspace{2cm}} 55$

$32 \underline{\hspace{2cm}} 32$

$41 \underline{\hspace{2cm}} 88$

$17 \underline{\hspace{2cm}} 19$

$22 \underline{\hspace{2cm}} 76$

$86 \underline{\hspace{2cm}} 21$

$31 \underline{\hspace{2cm}} 32$

$18 \underline{\hspace{2cm}} 18$

43 is odd or even

42 is odd or even

21 is odd or even

20 is odd or even

Count by 25

--	--	--	--

Count by 3

--	--	--	--	--	--	--	--	--	--

Count by 4

--	--	--	--	--	--	--	--	--	--

There are several ways to spell the long "e" sound besides just adding an "e" to the end of the short vowel sounds.

Ee and ea are actually vowel digraphs. Which are 2 letters with only one sound. For example.

Here      Eve      Pete

When you have 2 e's it makes it long "e" sound.

see      seek      seen      seed

fee      feet      feed      feel

wee      weep      weed      week

bee      beet      beef      beep

We are going to learn what a noun is: it names a person, place, or thing. Give your child lots of examples. Have them write out 10 nouns on paper. Have them number them going down.

Handwriting practice lines consisting of 12 sets of three horizontal lines (top solid, middle dashed, bottom solid).

32	16	21	75
<u>+21</u>	<u>+11</u>	<u>+33</u>	<u>+23</u>

55	63	72	81
<u>+32</u>	<u>+21</u>	<u>+20</u>	<u>+10</u>

84	11	40	80
<u>+21</u>	<u>+75</u>	<u>+18</u>	<u>+19</u>

Greater than or less than < > =

43 \_\_\_\_\_ 65

100 \_\_\_\_\_ 101

21 \_\_\_\_\_ 12

55 \_\_\_\_\_ 55

54 \_\_\_\_\_ 43

77 \_\_\_\_\_ 17

89 \_\_\_\_\_ 98

23 \_\_\_\_\_ 22

3 pages

These words make the long "e" sound when spelled with ea.

sea      seat      seam

eat      east      each

tea      team      teach

bea      beat      bead      beam

lea      leaf      leap      leak

rea      read      real      rear

\*\*\*\*assemble Petes sheep

Write: review nouns and have your child write down 5 nouns numbered down.

Today talk about verbs. Explain that is is an action word. Give examples and let them write 5 of them.



Handwriting practice lines consisting of 12 sets of three horizontal lines (top solid, middle dashed, bottom solid).

Today we will be working on column subtraction. It works the same way as adding.

$$\begin{array}{r} 78 \\ -55 \\ \hline \end{array}$$

$$\begin{array}{r} 54 \\ -11 \\ \hline \end{array}$$

$$\begin{array}{r} 21 \\ -10 \\ \hline \end{array}$$

$$\begin{array}{r} 99 \\ -73 \\ \hline \end{array}$$

$$\begin{array}{r} 55 \\ -42 \\ \hline \end{array}$$

$$\begin{array}{r} 17 \\ -13 \\ \hline \end{array}$$

$$\begin{array}{r} 23 \\ -11 \\ \hline \end{array}$$

$$\begin{array}{r} 48 \\ -32 \\ \hline \end{array}$$

3 pages

When a 2 letter word ends in "e" it has a long sound.

me            be            he            we

she---is included counts as a digraph

feed me                            be seen

he mean                            she feeds

he seeks                            be weak

\*\*practice Petes sheep \*\*\*do pages 37-39

Writing: Practice writing sentences. Dictate the following to your child and have them put the correct punctuation at the end.

I am sad.

How are you?

Wow that is big!

Can we swim?

That is hot.

The cat is loud.

Can you play?

Handwriting practice lines consisting of solid top and bottom lines with a dashed midline, repeated ten times down the page.

42

57

63

-21

-43

-21

42

64

86

92

-11   -32

- 45

-71

99

88

77

55

-84

-70

-21

-21

## Long e review

We feed each neat cat beef.

She is seen eating real meat.

He leaps on a peak near a beach.

She peeks and sees a big beast.

See Gus leap and eat each bee!

Feed me weak tea and a peach.

\*\*\*read Petes sheep

\*\*\*Do journal pages 40-42

Writing.

Explain that a sentence begins with a capital letter. Dictate the following sentence:

I love Jesus.

Explain what antonyms are. Words that are opposite.

Have them write the antonyms for the following words;

---

---

---

hot

shut

up

no

small

slow

thin

I have 2 dimes and 3 nickels. How much do I have? \_\_\_\_\_

I have 3 quarters and 1 penny. How much do I have? \_\_\_\_\_

I have 4 nickels and 3 pennies. How much do I have? \_\_\_\_\_

I have 27 pennies. How much do I have? \_\_\_\_\_

I have 5 quarters. How much do I have? \_\_\_\_\_

I have 10 dimes. How much do I have? \_\_\_\_\_

I have 20 nickels. How much do I have? \_\_\_\_\_

I have 100 pennies. How much do I have? \_\_\_\_\_

I have 47 pennies. How much do I have? \_\_\_\_\_



3 pages.

\*\*\*print soap boat and assemble

Explain that synonyms mean the same or about the same. Give examples.

s m a l l

h u g e

f r o z e n

s k i n n y

l a r g e

Write the antonyms for the following:

q u i e t

b r i g h t

s l o w

My favorite foods

1

2

3

4

5

6

7

8

9

10

Sarah is playing with her 11 dolls. Nancy came over and brought her 4 dolls. How many dolls do they have altogether?

Mike threw 27 rocks on the porch. His sister swept off 11 of them. How many are still on the porch?

Aliza has 25 baby dolls. Her mom gave 10 of them to the church for the nursery. How many does Aliza have left?

Sam has 31 balls to play with. He went to the store and bought 28 more. How many does he have now?

3 pages

\*\*\*read Soap boat. \*\*\*do pages61-63

Write: full name, address, phone number, birthday

Handwriting practice lines consisting of solid top and bottom lines with a dashed middle line. There are ten sets of these lines provided for writing practice.

Have your child write the plural form of the following singular nouns. Just add an "s" to make it plural or mean more than 1

boy =

door =

cat =

car =

bear =

tree =

frog =

snake =

bike =

pencil =

cup =

pool =

$$\begin{array}{r} 32 \\ +37 \\ \hline \end{array}$$

$$\begin{array}{r} 45 \\ +44 \\ \hline \end{array}$$

$$\begin{array}{r} 67 \\ +20 \\ \hline \end{array}$$

$$\begin{array}{r} 77 \\ -55 \\ \hline \end{array}$$

$$\begin{array}{r} 55 \\ -43 \\ \hline \end{array}$$

$$\begin{array}{r} 39 \\ -29 \\ \hline \end{array}$$

$$\begin{array}{r} 55 \\ -45 \\ \hline \end{array}$$

$$\begin{array}{r} 70 \\ +29 \\ \hline \end{array}$$

$$\begin{array}{r} 80 \\ -50 \\ \hline \end{array}$$

5 pages

\*\*\*\*read soap boat

\*\*\*do pages 64-66

Fill in the following and draw a picture of what you wrote:

as red as

as orange as

as yellow as

as blue as

as green as

as purple as

as black as

as brown as

as white as

as pink as



Write the following plural of each singular noun.

window \_\_\_\_\_

chair \_\_\_\_\_

phone \_\_\_\_\_

doll \_\_\_\_\_

cup \_\_\_\_\_

fork \_\_\_\_\_

spoon \_\_\_\_\_

plate \_\_\_\_\_

$0+0=$

$1+0=$

$2+0=$

$3+0=$

$0+1=$

$1+1=$

$2+1=$

$3+1=$

$0+2=$

$1+2=$

$2+2=$

$0+3=$

$1+3=$

$0+4=$

$5+0=$

$6+0=$

$7+0=$

$8+0=$

$4+1=$

$5+1=$

$6+1=$

$7+1=$

$3+2=$

$4+2=$

$5+2$

$6+2=$

$2+3=$

$3+3=$

$4+3=$

$5+3=$

$1+4=$

$2+4=$

$3+4=$

$4+4=$

$0+5=$

$1+5=$

$2+5=$

$3+5=$

$0+6=$

$1+6=$

$2+6=$

$0+7=$

$1+7=$

$0+8=$

$9+0=$

$9+1=$

$8+1=$

$8+2=$

$7+2=$

$7+3=$

$6+3=$

$6+4=$

$5+4=$

$5+5=$

$4+5=$

$4+6=$

$3+6=$

$3+7=$

$2+7=$

$2+8=$

$1+8=$

$1+9=$

$0+9=$

$4+0=$

$10+0=$

$9+1=$

$8+2=$

$7+3=$

$6+4=$

$5+5=$


$4+6=$

$3+7=$


$2+8=$

$1+9=$


$0+10=$



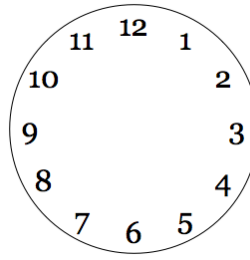
2:30




1:15




4:00




12:00




9:15



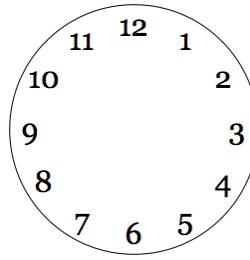
10:00




1:15



4:15



7:30



11:30

Write < > =

24 \_\_\_\_\_ 32

57 \_\_\_\_\_ 79

21 \_\_\_\_\_ 19

55 \_\_\_\_\_ 55

33 \_\_\_\_\_ 300

32 \_\_\_\_\_ 99

17 \_\_\_\_\_ 71

41 \_\_\_\_\_ 14

88 \_\_\_\_\_ 8

76 \_\_\_\_\_ 77

23 \_\_\_\_\_ 88

100 \_\_\_\_\_ 1

54 \_\_\_\_\_ 54

87 \_\_\_\_\_ 87

32 \_\_\_\_\_ 21

76 \_\_\_\_\_ 21

29 \_\_\_\_\_ 54

11 \_\_\_\_\_ 111

4 pages

\*\*\*print car ride and assemble

Fill in the following:

My favorite list

color

food

animal

show

ice cream

toy

Practice writing your name. Write your phone number. Write the state you live in.

Blank handwriting lines for practicing writing a name, phone number, and state.

$0+0=$

$1+0=$

$2+0=$

$3+0=$

$0+1=$

$1+1=$

$2+1=$

$3+1=$

$0+2=$

$1+2=$

$2+2=$

$0+3=$

$1+3=$

$0+4=$

$5+0=$

$6+0=$

$7+0=$

$8+0=$

$4+1=$

$5+1=$

$6+1=$

$7+1=$

$3+2=$

$4+2=$

$5+2$

$6+2=$

$2+3=$

$3+3=$

$4+3=$

$5+3=$

$1+4=$

$2+4=$

$3+4=$

$4+4=$

$0+5=$

$1+5=$

$2+5=$

$3+5=$

$0+6=$

$1+6=$

$2+6=$

$0+7=$

$1+7=$

$0+8=$

$9+0=$

$9+1=$

$8+1=$

$8+2=$

$7+2=$

$7+3=$

$6+3=$

$6+4=$

$5+4=$

$5+5=$

$4+5=$

$4+6=$

$3+6=$

$3+7=$

$2+7=$

$2+8=$

$1+8=$

$1+9=$

$0+9=$

$4+0=$

$10+0=$

$9+1=$

$8+2=$

$7+3=$

$6+4=$

$5+5=$

$4+6=$

$3+7=$

$2+8=$

$1+9=$

$0+10=$

My favorite place

is

Draw a picture of it.

I have 3 quarters. The ice cream costs 60¢. Do I have enough to buy ice cream?

I have 8 dimes. The candy costs 35 cents. Do I have enough?

I have 89 pennies. The book costs 77 cents. Do I have enough?

I have 8 quarters. It costs \$1.50 to go to the zoo. Can I go?

I have 3 dimes and 5 nickels. The drink costs me \$1.00. Do I have enough?

I have 4 dimes, 2 nickels, and 6 pennies. The burger costs \$1.25. Do I have enough?

4 pages

\*\*\*read car ride

\*\*do journal pages 67-69

Finish the following and illustrate:

If I were a superhero



$0-0=$

$1-1=$

$1-0=$

$2-2=$

$9-0=$

$2-1=$

$2-0=$

$3-3=$

$3-2=$

$9-9=$

$3-1=$

$3-0=$

$4-4=$

$4-3=$

$9-8=$

$4-2=$

$4-1=$

$4-0=$

$5-5=$

$9-7=$

$5-4=$

$5-3=$

$5-2=$

$5-1=$

$9-6=$

$5-0=$

$6-6=$

$6-5=$

$6-4=$

$9-5=$

$6-3=$

$6-2=$

$6-1=$

$6-0=$

$9-4=$

$7-7=$

$7-6=$

$7-5=$

$7-4=$

$9-3=$

$7-3=$

$7-2=$

$7-1=$

$7-0=$

$9-2=$

$8-8=$

$8-7=$

$8-6=$

$8-5=$

$9-1=$

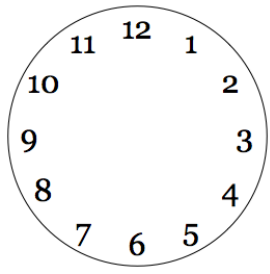
$8-4=$

$8-3=$


$8-2=$

$8-1=$

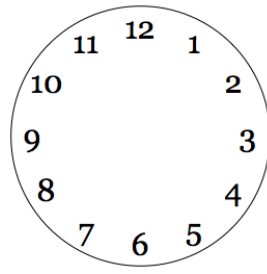
$8-0=$



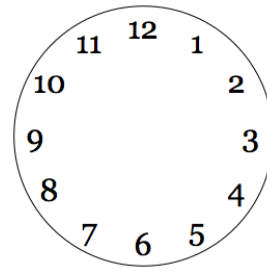
1:15



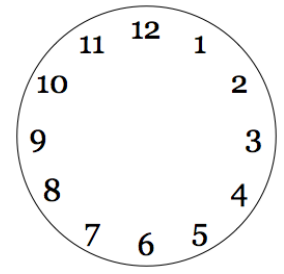
2:30



12:00



6:00



6:15

< > =

45 \_\_\_\_\_ 23

32 \_\_\_\_\_ 88

43 \_\_\_\_\_ 88

76 \_\_\_\_\_ 67

99 \_\_\_\_\_ 98

33 \_\_\_\_\_ 33

Put the following numbers in order from least to greatest

4      78      21      3      2      18

Put the following in ABC order:

Car      boat      airplane      rocket      van

43	65	76	43
<u>-22</u>	<u>-11</u>	<u>-52</u>	<u>-21</u>

75	32	55	49
<u>+23</u>	<u>+11</u>	<u>+22</u>	<u>+40</u>

70	60	54	32
<u>-20</u>	<u>+20</u>	<u>-11</u>	<u>+11</u>

4 pages

\*\*\*read Car Race

\*\*\*journal pages 70-72

Writing and draw a picture.

If I were an animal I

would be

I like this animal

because

43	65	76	43
<u>-22</u>	<u>-11</u>	<u>-52</u>	<u>-21</u>

75	32	55	49
<u>+23</u>	<u>+11</u>	<u>+22</u>	<u>+40</u>

70	60	54	32
<u>-20</u>	<u>+20</u>	<u>-11</u>	<u>+11</u>

Put the following in ABC order

Tennis      soccer      basketball      football

---

---

---

---

< > =

43 \_\_\_\_\_ 55

88 \_\_\_\_\_ 99

21 \_\_\_\_\_ 76

55 \_\_\_\_\_ 5

86 \_\_\_\_\_ 86

17 \_\_\_\_\_ 17

64 \_\_\_\_\_ 46

32 \_\_\_\_\_ 32

21 \_\_\_\_\_ 8

16 \_\_\_\_\_ 77

97 \_\_\_\_\_ 76

90 \_\_\_\_\_ 80

Write the plural of the following words:

car \_\_\_\_\_

balloon \_\_\_\_\_

bike \_\_\_\_\_

swing \_\_\_\_\_

table \_\_\_\_\_

ladder \_\_\_\_\_

rock \_\_\_\_\_

river \_\_\_\_\_

4 pages

\*\*\*assemble My Horse Glory

Write and illustrate:

I am good at



Circle the correct form for plural:

dog

doggies

doges

dogs

hat

hats

hates

hate

bug

dugs

bugs

buges

ant

antes

antz

ants

lion

lioness

liones

lions

kid

kiddies

kids

kids

cup

cupes

cups


cops

tree


treies

tree


trees




3:30



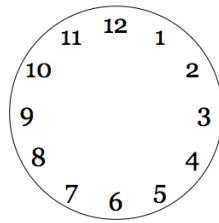
12:00




6:15



7:30



9:00



1:00

Count by 3

--	--	--	--	--	--	--	--	--	--

Count by 4's

--	--	--	--	--	--	--	--	--	--

I have 3 quarters and 1 dime. How much do I have?

I have 4 dimes and 4 nickels and 4 pennies. How much do I have?

Practice writing letters correctly

a

b

c

d

e

f

g

h

i

j

k

l

m

n

o

p

q

r

s

t

u

v

w

x

y

z

4 pages

\*\*read *Horse Glory*

\*\*\*Do journal pages 73-75

Write and illustrate:

I always laugh when

Fill in the chart with 2 words each.

Nouns	Verbs
Synonyms	Synonyms
Antonyms	Antonyms
Plural	Plural
Singular	singular

A

B

C

D

E

F

G

H

I

J

K

L

M

N

O

P

Q

R

S

T

U

V

W

X

Y

Z

33

54

30

+43

+43

+50

---

67

54

29

88

-32

-11

-18

-55

---

60

70

80

20

+20

-50

+10

-10

---

4 pages

\*\*\*read *Horse Glory*

\*\*\*journal pages 76-78

Depending upon your region copy the following and illustrate:

It snowed and snowed until it covered up the..... or

It was so hot today that.....

Handwriting practice lines consisting of 10 sets of horizontal lines. Each set includes a solid top line, a dashed middle line, and a solid bottom line.



Lets learn how to write the words for numerals. Copy

1 one

2 two

3 three

4 four

5 five

6 six

7 seven

8 eight

9 nine

Cross off the word that does not belong:

car  
boat  
ship  
umbrella

apple  
pizza  
banana  
orange

purple  
white  
circle  
orange

window  
door  
wall  
cat

cat  
hippo  
dog  
hamster

tulip  
tree  
rose  
daffodil

circle  
square  
frog  
star

1  
m  
5  
4

s  
n  
x  
2

mom  
dad  
sister  
dog

love  
heart  
sweet  
anger

book  
cd  
dvd  
shelf

$0-0=$

$1-1=$

$1-0=$

$2-2=$

$9-0=$

$2-1=$

$2-0=$

$3-3=$

$3-2=$

$9-9=$

$3-1=$

$3-0=$

$4-4=$

$4-3=$

$9-8=$

$4-2=$

$4-1=$

$4-0=$

$5-5=$

$9-7=$

$5-4=$

$5-3=$

$5-2=$

$5-1=$

$9-6=$

$5-0=$

$6-6=$

$6-5=$

$6-4=$

$9-5=$

$6-3=$

$6-2=$

$6-1=$

$6-0=$

$9-4=$

$7-7=$

$7-6=$

$7-5=$

$7-4=$

$9-3=$

$7-3=$

$7-2=$

$7-1=$

$7-0=$

$9-2=$

$8-8=$

$8-7=$

$8-6=$

$8-5=$

$9-1=$

$8-4=$

$8-3=$

$8-2=$

$8-1=$

$8-0=$

4 pages

\*\*\*print off surfer girl

Tell me how to make a peanut butter and jelly sandwich using the prompts below:

F i r s t

N e x t

T h e n

F i n a l l y

Write the correct numeral:

Seven \_\_\_\_\_ one \_\_\_\_\_

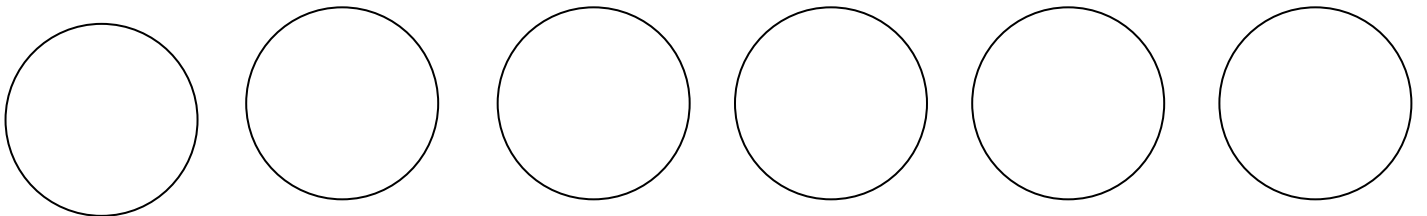
Two \_\_\_\_\_ four \_\_\_\_\_

Three \_\_\_\_\_ five \_\_\_\_\_

Six \_\_\_\_\_ eight \_\_\_\_\_

Nine \_\_\_\_\_ ten \_\_\_\_\_

Color in the shapes the right color:



Green

yellow

red

purple

blue

black

Draw a square

draw a circle

$0-0=$

$1-1=$

$1-0=$

$2-2=$

$9-0=$

$2-1=$

$2-0=$

$3-3=$

$3-2=$

$9-9=$

$3-1=$

$3-0=$

$4-4=$

$4-3=$

$9-8=$

$4-2=$

$4-1=$

$4-0=$

$5-5=$

$9-7=$

$5-4=$

$5-3=$

$5-2=$

$5-1=$

$9-6=$

$5-0=$

$6-6=$

$6-5=$

$6-4=$

$9-5=$

$6-3=$

$6-2=$

$6-1=$

$6-0=$

$9-4=$

$7-7=$

$7-6=$

$7-5=$

$7-4=$

$9-3=$

$7-3=$

$7-2=$

$7-1=$

$7-0=$

$9-2=$

$8-8=$

$8-7=$

$8-6=$

$8-5=$

$9-1=$

$8-4=$

$8-3=$

$8-2=$

$8-1=$

$8-0=$

Draw 2 stars	Draw 1 circle	Draw 2 sad faces
Draw a square	Draw a star	Draw a red heart
Draw a yellow kite	Draw 3 horizontal lines	Draw 2 vertical lines
Draw a circle	Draw a pentagon	Draw a brown cat
Draw a black bear	Draw a tan cat	Draw 4 hearts
Draw a happy face	Draw a mad face	Draw a stick person

4 pages

\*\*\*read surfer girl \*\*\*\*do pages 79-81

Describe your room and draw a picture:

The form consists of eight sets of horizontal lines. Each set includes a solid top line, a dashed middle line, and a solid bottom line, providing a guide for handwriting and a space for drawing.



$0+0=$

$1+0=$

$2+0=$

$3+0=$

$0+1=$

$1+1=$

$2+1=$

$3+1=$

$0+2=$

$1+2=$

$2+2=$

$0+3=$

$1+3=$

$0+4=$

$5+0=$

$6+0=$

$7+0=$

$8+0=$

$4+1=$

$5+1=$

$6+1=$

$7+1=$

$3+2=$

$4+2=$

$5+2$

$6+2=$

$2+3=$

$3+3=$

$4+3=$

$5+3=$

$1+4=$

$2+4=$

$3+4=$

$4+4=$

$0+5=$

$1+5=$

$2+5=$

$3+5=$

$0+6=$

$1+6=$

$2+6=$

$0+7=$

$1+7=$

$0+8=$

$9+0=$

$9+1=$

$8+1=$

$8+2=$

$7+2=$

$7+3=$

$6+3=$

$6+4=$

$5+4=$

$5+5=$

$4+5=$

$4+6=$

$3+6=$

$3+7=$

$2+7=$

$2+8=$

$1+8=$

$1+9=$

$0+9=$

$4+0=$

$10+0=$

$9+1=$

$8+2=$

$7+3=$

$6+4=$

$5+5=$

$4+6=$

$3+7=$

$2+8=$

$1+9=$

$0+10=$

fill in the 100 chart


Do you know the colors of the rainbow? ROY G BIV (red, orange, yellow, green, blue, indigo, violet)

Draw a rainbow with other outside pictures

Write your full name, birthday, state, phone number

Handwriting practice lines consisting of solid top and bottom lines with a dashed middle line. There are four sets of these lines provided for writing.

Copy the color words

yellow

green

blue

red

brown

purple

orange

black

pink

white

tan

draw a rainbow with the correct color order ROY G BIV

$0+0=$

$1+0=$

$2+0=$

$3+0=$

$0+1=$

$1+1=$

$2+1=$

$3+1=$

$0+2=$

$1+2=$

$2+2=$

$0+3=$

$1+3=$

$0+4=$

$5+0=$

$6+0=$

$7+0=$

$8+0=$

$4+1=$

$5+1=$

$6+1=$

$7+1=$

$3+2=$

$4+2=$

$5+2$

$6+2=$

$2+3=$

$3+3=$

$4+3=$

$5+3=$

$1+4=$

$2+4=$

$3+4=$

$4+4=$

$0+5=$

$1+5=$

$2+5=$

$3+5=$

$0+6=$

$1+6=$

$2+6=$

$0+7=$

$1+7=$

$0+8=$

$9+0=$

$9+1=$

$8+1=$

$8+2=$

$7+2=$

$7+3=$

$6+3=$

$6+4=$

$5+4=$

$5+5=$

$4+5=$

$4+6=$

$3+6=$

$3+7=$

$2+7=$

$2+8=$

$1+8=$

$1+9=$

$0+9=$

$4+0=$

$10+0=$

$9+1=$

$8+2=$

$7+3=$

$6+4=$

$5+5=$

$4+6=$

$3+7=$

$2+8=$

$1+9=$

$0+10=$

Ashlyn has 4 dogs. She buys 2 more. Sam took 1. How many does Ashlyn have?

Greg owns 8 cars. He sells 3 to Tony. He then buys 4 more. How many does he have?

Amy wrote 3 books. Next year she plans on writing 8 more. How many will she have next year?

I had one scoop of ice cream. The worker gave me two more. I then added three by myself. Then one fell off. How many scoops does my cone have?

4 pages

\*\*\*assemble My family

Fill in the following:

My Dad's name \_\_\_\_\_

My Mom's name \_\_\_\_\_

I have \_\_\_\_\_ sisters.

I have \_\_\_\_\_ brothers.

Our family name is \_\_\_\_\_

We live in the state of \_\_\_\_\_

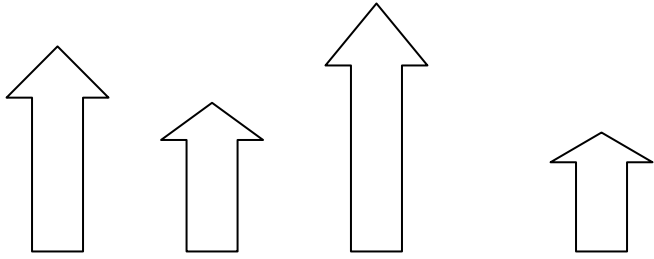
Our road is \_\_\_\_\_




The best part about my  
state is

illustrate

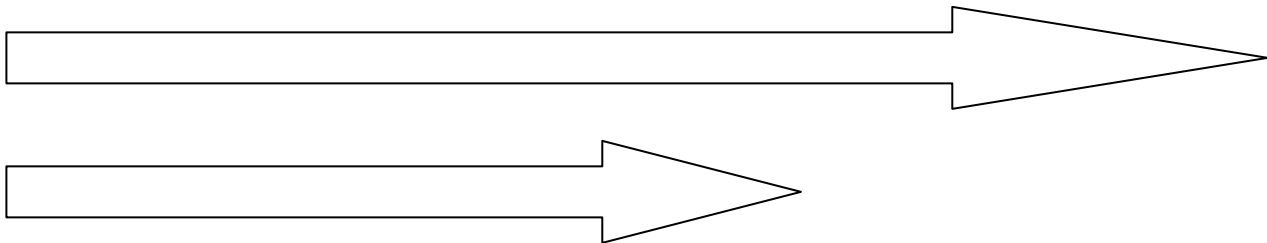
Which is taller?



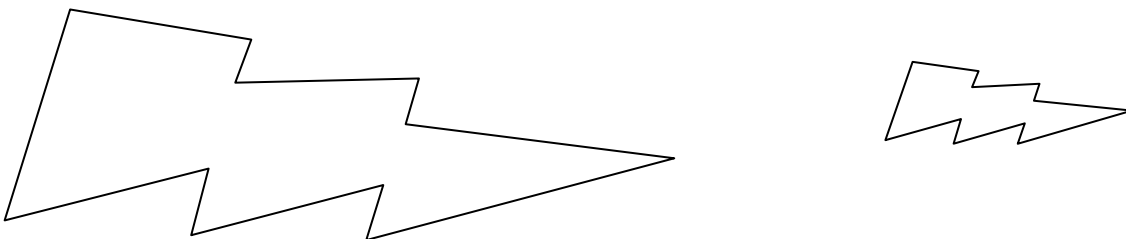
Which is shortest?



Which is longest?



Which is shortest?



Which is heavier?

An elephant                      a book

Which is heavier?

A feather                      a pan

What is lighter?

A couch                      a piece of paper

What is lighter?

A pen                      a table

Which is longer?

A flag pole                      a door

Which is shorter?

A chair                      a building

2 pages

\*\*read My family

\*\*journal pages 85-90

Collin has 10 bikes. He buys 6 more. He sells 3. How many does he have?

Evan plays 4 video games. His Mom took 2 away. He then bought 8 more. How many does he have?

It is 80 degrees today. Tomorrow it will be 10 degrees hotter. What temperature will it be?

We drove 40 miles today. Tomorrow I will drive 21. How many miles will I have driven?

I fly around outside. I am yellow and black. I like to make honey. What insect am I?

I slither around on the ground. I have a long tongue. I make no noise. What am I?

I give milk to people. I am usually black and white. I like to eat grass out in the field. What animal am I?

I have 2 long ears. I hop around outside. I like to eat carrots. What am I?

I have a big trunk. I have large floppy ears. I suck up water in my trunk to throw on my back. What am I?



What is heavier?

A table

a leaf

What is softer?

A cat

a snake

What is rougher?

Tree bark

a smooth rock

What is wet?

An ice cube

a turtle shell

What is picky?

A leaf

a porcupine needle

What is sticky?

Piece of paper

piece of tape

What is sweet?

An apple

a lemon

<http://www.starfall.com/ni/download/level-1b/wk201b.pdf>

<http://more.starfall.com/info/downloads.php>